2026-27 MONMOUTH UNIVERSITY MEN'S BASKETBALL

GAME NOTES

MAAC REGULAR SEASON CHAMPS 2016, 2017, 2021 | | FOUR NCAA APPEARANCES 1996, 2001, 2004, 2006 | | TWO NIT APPEARANCES 2016, 2017

MATCHUP NOTABLES

MONMOUTH HAWKS

OVERALL	1-4	HEAD COACH	KING RICE
HOME	0-0	SEASON	16TH
AWAY/NEUTRAL	1-4	RECORD AT MU	240-247
CAA	0-0	OVERALL RECORD	SAME

GAME 6
MONDAY, NOVEMBER 23, 2026
DEAN SMITH CENTER
8:00 PM

NORTH CAROLINA TAR HEELS

OVERALL	4-1	HEAD COACH	MICHAEL MALONE
HOME	4-1	SEASON	1ST
AWAY/NEUTRAL	0-0	RECORD	4-1
ACC	0-0	OVERALL RECORD	SAME

BROADCAST INFO

TELEVISION

NETWORK	ACC NETWORK
PXP	TBA
ANALYST	TBA

RADIO

NETWORK	MDN
PXP	MATT HARMON
ANALYST	N/A

ALL-TIME SERIES

MONMOUTH VS. NORTH CAROLINA

OVERALL	0-2	LAST MET	DEC. 28, 2016
UNDER RICE	0-2	FIRST MET	JAN. 1, 2012
		STREAK	L2

SCHEDULE AND RESULTS

DATE		OPPONENT	TIME/RESULT
November (1-4)			
Mon.	2	at No. 13 St. John's	L, 63-78
Sat.	7	vs. Rhode Island &	L, 66-84
Thu.	12	at Quinnipiac	W, 74-70
Tue.	17	at Wake Forest	L, 76-81
Fri.	20	at Princeton	L, 64-75
Mon.	23	at North Carolina	8:00 PM
Sat.	**28**	**Saint Joseph's**	**5:00 PM**
December (0-0)			
Wed.	2	at Cincinnati	7:00 PM
Sat.	5	at Lehigh	2:00 PM
Tue.	**8**	**La Salle**	**7:00 PM**
Sun.	13	at Robert Morris	2:00 PM
Tue.	**15**	**Siena**	**5:00 PM**
Sat.	19	at Penn	1:00 PM
Mon.	**21**	**Cornell**	**7:00 PM**
Thu.	31	at Stony Brook*	1:00 PM
January (0-0)			
Thu.	**7**	**Hampton***	**7:00 PM**
Sat.	**9**	**Charleston ***	**1:00 PM**
Thu.	14	at Towson *	7:00 PM
Sat.	**16**	**Drexel ***	**2:00 PM**
Mon.	18	at Northeastern *	2:00 PM
Thu.	**21**	**UNCW ***	**7:00 PM**
Thu.	28	at N.C. A&T *	7:00 PM
Sat.	30	at Elon *	7:00 PM
Feburary (0-0)			
Thu.	**4**	**Campbell ***	**7:00 PM**
Mon.	8	at Drexel *	9:00 PM
Thu.	**11**	**Towson ***	**7:00 PM**
Mon.	**15**	**Hofstra ***	**8:30 PM**
Thu.	18	at William & Mary *	7:00 PM
Sat.	20	at Hampton *	2:00 PM
Thu.	**25**	**Northeastern ***	**7:00 PM**
Sat.	27	Stony Brook *	2:00 PM
March (0-0)			
Tue.	2	at Hofstra *	7:00 PM
	5-9	CAA Tournament^	TBD

^ - 2027 CAA Tournament: March 5-9 (Washington, DC)
Home Games in CAPS
*-Coastal Athletic Association games
& - Naismith Hall of Fame Tip-Off (at Mohegan Sun)

QUICK BULLETS

- It's the final game of the six-game road trip to start the season as the Hawks visit UNC.
- It's a homecoming for three members of the Monmouth coaching staff as King Rice, Brian Reese and Shammond Williams are all UNC alums.
- Ashton Walker posted his first double-double as a Hawk with 27 points and 11 rebounds at Princeton.
- The Hawks have shot 75% or better from the foul line in three straight games.
- Jack Collins needs one more appearance to move into a tie for second for career games played Monmouth.
- Stefanos Spartalis has reached double digit rebounds in three of the last four games for the Hawks.
- The Hawks play their first home game Nov. 28 against St. Joe's.

POTENTIAL STARTERS

1	ASHTON WALKER	G
11	MADISON DURR	G
44	STEPHEN OSEI	F
2	JAKAI SANDERS	G
10	STEFANOS SPARTALIS	F

STAT COMPARISON

MONMOUTH		UNC
68.6	POINTS/GAME	84.6
42.8	FG PERCENTAGE	44.8
31.5	3PT PERCENTAGE	33.1
71.7	FT PERCENTAGE	70.1
31.4	REBOUNDS/GAME	40.2
58	ASSISTS	69
15	BLOCKS	31
32	STEALS	36
77.6	PPG ALLOWED	71.0
44.7	FG% DEFENSE	36.2
32.3	3PT% DEFENSE	32.1
1.0	AST/TO RATIO	1.6

Athletic Communications:
Megan O'Brien
Assistant Director of Athletic Commuications
meobrien@monmouth.edu
732-263-5834

MONMOUTH

2026-27 MEN'S BASKETBALL ROSTER

2015-16, 2016-17, 2020-21 MAAC Regular Season Champions | Four NCAA Appearances: 1996, 2001, 2004, 2006

Numerical

No.	Name	Pos.	Ht.	Wt.	Cl.	Hometown/High School/Previous School
0	Lo Walker	G	6-4	190	R-Sr.	Durham, NC/NCGBB/North Carolina A&T
1	Ashton Walker	G	6-5	190	So.	Virginia Beach, VA/Catholic/La Salle
2	Jakai Sanders	G	6-3	205	Jr.	Brooklyn, NY/Eagle Academy/Le Moyne
3	Torrey Brooks Jr.	G	6-1	165	Fr.	Sicklerville, NJ/Our Savior Lutheran/OTE
4	Jebron Harris	G	6-4	210	Fr.	North Brunswick, NJ/College Achieve Asbury Park
5	Dylan Perry	F	6-7	205	Fr.	Bergenfield, NJ/Archbishop Stepinac
8	O'Marion Harvey	F	6-8	205	So.	Houston, TX/St. Francis Episcopal
9	Lucas Orchard	G	6-4	195	Jr.	Wayne, PA/Devon Prep/Perkiomen School
10	Stefanos Spartalis	F	6-9	230	So.	Chios, Greece/Saint Paul
11	Madison Durr	G	6-5	195	Gr.	Atlanta, GA/Pace Academy/The Citadel/UNCW
13	Jack Collins	G	6-5	205	Gr.	Manasquan, NJ/Manasquan/The Phelps School
20	Zubayr Griffin	G	6-4	195	So.	Binghamton, NY/Binghamton
24	Jinup Dobuol	G	6-8	208	Jr.	Saint Cloud, MN/Minnesota Prep/Portland
31	Stefan Marjanovic	F	7-0	235	Fr.	Sombor, Serbia/Sunrise Christian Academy
42	Quinn Peters	F	6-6	210	Sr.	Spring Lake Heights, NJ/Manasquan
44	Stephen Osei	F	6-11	230	Jr.	Toronto, Ontario, Canada/Mount Vernon Academy/Kansas State
	Jack Leahy	G	6-5	200	Sr.	Long Branch, NJ/Wyoming Seminary

Alphabetical

No.	Name	Pos.	Ht.	Wt.	Cl.	Hometown/High School/Previous School
3	Torrey Brooks Jr.	G	6-1	165	Fr.	Sicklerville, NJ/Our Savior Lutheran/OTE
13	Jack Collins	G	6-5	205	Gr.	Manasquan, NJ/Manasquan/The Phelps School
24	Jinup Dobuol	G	6-8	208	Jr.	Saint Cloud, MN/Minnesota Prep/Portland
11	Madison Durr	G	6-5	195	Gr.	Atlanta, GA/Pace Academy/The Citadel
20	Zubayr Griffin	G	6-4	195	So.	Binghamton, NY/Binghamton
4	Jebron Harris	G	6-4	210	Fr.	North Brunswick, NJ/College Achieve Asbury Park
8	O'Marion Harvey	F	6-8	205	So.	Houston, TX/St. Francis Episcopal
	Jack Leahy	G	6-5	200	Sr.	Long Branch, NJ/Wyoming Seminary
31	Stefan Marjanovic	F	7-0	235	Fr.	Sombor, Serbia/Sunrise Christian Academy
9	Lucas Orchard	G	6-4	195	Jr.	Wayne, PA/Devon Prep/Perkiomen School
44	Stephen Osei	F	6-11	230	Jr.	Toronto, Ontario, Canada/Mount Vernon Academy/Kansas State
5	Dylan Perry	F	6-7	205	Fr.	Bergenfield, NJ/Archbishop Stepinac
42	Quinn Peters	F	6-6	210	Sr.	Spring Lake Heights, NJ/Manasquan
2	Jakai Sanders	G	6-3	205	Jr.	Brooklyn, NY/Eagle Academy/LeMoyne
10	Stefanos Spartalis	F	6-9	230	So.	Chios, Greece/Saint Paul
1	Ashton Walker	G	6-5	190	So.	Virginia Beach, VA/Catholic/La Salle
0	Lo Walker	G	6-4	190	R-Sr.	Durham, NC/NCGBB/North Carolina A&T

Coaching Staff

Head Coach: King Rice (North Carolina, 1992), 16th season
General Manager of Basketball: Rick Callahan (Salem College, 1980), 16th season
Assistant Coach: Brian Reese (North Carolina, 2004), 5th season
Assistant Coach: Micah Seaborn (Monmouth, 2022), 4th season
Assistant Coach: Shammond Williams (North Carolina, 1998), 1st season
Assistant Coach: Justin Dempsey (Monmouth, 2023), 4th season
Director of Basketball Operations: Chris Schifano (Louisville, 2019), 6th season
Athletic Trainer: Brianna DiAntonio, A.T.C.
Strength and Conditioning: Mike Thiers

Pronunciation Guide

No. 8 Omarion Harvey Oh-MARR-ee-on
No. 10 Stefanos Spartalis Steph-AN-oh-s Spar-TAAL-iss
No. 20 Zubayr Griffin Zoo-BEER
No. 24 Jinup Dobuol Gin-NOOP Doo-BULL
No. 31 Stefan Marjanovic Steph-an Mary-an-avic
No. 44 Stephen Osei Oh-say

MONMOUTH QUICK FACTS

Location: West Long Branch, NJ 07764
Founded: 1993
Enrollment: 4,700
Affiliation: NCAA Division I
Conference: Coastal Athletic Association (CAA) - 4th season
Colors: Midnight Blue (282) and White
Nickname: Hawks
President: Dr. Patrick F. Leahy
Director of Athletics: Jen Sansevero
Home Court: Hackensack Meridian Athletic Center
Press Row Phone: (732) 571-3677
Athletic Department Phone/Fax: (732) 571-3415 / 3535
Athletics Official Website: Monmouth-Hawks.com
Athletics Tickets Box Office: (732) 263-6889
Athletics Tickets: MonmouthHawks.com/Tickets

MBB HISTORICAL INFO

First Season of Men's Basketball: 1956-57
All-Time Record: 1,086-894 (70 seasons)
All-Time Division I Record: 621-679 (43 seasons)
All-Time CAA Record: 36-36
All-Time MAAC Record: 93-63
All-Time NEC Record: 261-233
NEC Tournament Championships: 4 (1996, 2001, 2004, 2006)
NCAA Tournament Appearances: 4 (1996, 2001, 2004, 2006)
NIT Appearances: 2 (2016, 2017)
NEC Regular Season Championships: 2 (2003-04, 2004-05)
MAAC Regular Season Championships: 3 (2015-16, 2016-17, 2020-21)

COMMUNICATIONS

Executive Assistant AD for Strategic Communications: Monica D'Ippolito
Email: mdippoli@monmouth.edu
Assistant Director of Communications (MBB Contact): Megan O'Brien
Cell Phone: (732) 456-2510
Email: meobrien@monmouth.edu
Assistant Director of Communications: Ryan Schwager
Email: rschwage@monmouth.edu
Athletic Communications Assistant: Max Milstein
Email: mmilstei@monmouth.edu
Assistant AD for Live Broadcasting: Andrew Kurtz
Email: akurtz@monmouth.edu
Address: 400 Cedar Avenue
West Long Branch, NJ 07764

A MONMOUTH WIN WOULD...

Would give the Hawks their first ever win over the Tar Heels. It would also give the Hawks their first win over an ACC squad since they beat Pitt during the 2021-22 season.

MORE INFO ON THE ALL-TIME SERIES

This will be third meeting all-time between the Hawks and Tar Heels, all of which have come with King Rice as Monmouth's head coach. The Tar Heels have won each of the first two meetings.

LAST TIME THEY MET...

When the Hawks and Tar Heels met during the 2016-17 season, the Hawks trailed by just nine at the half before North Carolina pulled away for the 102-74 victory. Now Monmouth assistant coach Micah Seaborn scored a team-high 19 points in the game.

THIS PLACE LOOKS FAMILIAR

For Monmouth head coach King Rice and assistants Brian Reese and Shammond Williams, the game is a homecoming.

Rice scored 861 points, had 629 assists and 147 steals from 1987-91 for the Tar Heels. He was the captain on the 1991 squad that won the NCAA East Regional and advanced to the Final Four.

Reese scored 1,113 points from 1990-94. He averaged a career-high 11.4 points in 1992-93. Reese was a starter on the 1993 squad that won the National Championship.

Williams scored 1,444 points from 1994-98. He held Carolina's all-time records for highest free throw percentage (84.8%) and most three-pointers (233) and remains second and fourth, respectively, and third in three-point percentage.

SEEING DOUBLE ON A CAREER NIGHT

Sophomore guard Ashton Walker went off for a career-high 27 points and a career-best 11 rebounds on Friday night at Princeton.

Walker secured his second career double-double and first as a Hawk. He joins Stefanos Spartalis as Monmouth players with a double-double this season.

MR DEPENDABLE

Jack Collins has been a dependable piece of the Monmouth lineup. He made 135 career appearances over the last four plus years. Collins needs to make one more appearances to move into a tie with Diego Quinn (136) for second place on the career appearances list.

If Collins starts one more game for the Hawks, he would tie Justin Robinson (128) for the school record for career starts.

MAKING THE FREEBIES COUNT

After going just 7-for-14 in the season opener, the Hawks have stepped it up from the foul line.

Monmouth made 15 free throws at Princeton and has now made 15 or more free throws in three straight games.

Friday's efforts were led by Ashton Walker, who was 6-for-10 and Madison Durr, who was

WHEN MONMOUTH...

Plays at home	0-0
Plays on the road	1-3
Plays at neutral site	0-1
Games following win	0-1
Games following loss	1-3
Leads at half	0-0
Trails at half	1-4
Tied at half	0-0
Plays in November	1-4
Plays in December	0-0
Plays in January	0-0
Plays in February	0-0
Plays in March	0-0
Plays on Sunday	0-0
Plays on Monday	0-1
Plays on Tuesday	0-1
Plays on Wednesday	0-0
Plays on Thursday	1-0
Plays on Friday	0-1
Plays on Saturday	0-1
Plays during the day	0-1
Plays at night	1-3
Overtime games	0-0
Shoots 50% or higher	0-0
Shoots less than 50%	1-4
Opponent shoots 50% or less	1-4
Shoots better than opponent	0-2
Shoots worse than opponent	1-2
Margin is 5 points or less	1-1
Margin is between 6-10	0-0
Margin is between 11-20	0-3
Margin is more than 20	0-0
Outrebounds opponent	1-1
Is outrebounded	0-3
Has equal rebounds	0-0
More turnovers	0-2
Equal or less turnovers	1-2
Has a 20+ scorer	1-2
Equal or more bench points	1-3
Less bench points	0-1
Scores 59 points or less	0-0
Scores 60-69 points	0-3
Scores 70-79 points	1-1
Scores 80-89 points	0-0
Scores 90-99 points	0-0
Scores 100+ points	0-0
Makes 5+ 3PT shots	1-2
No MU player fouls out	1-3
1+ MU player fouls out	0-1
Has 15+ assists	0-0

5-for-6.

CLEARING THE GLASS

Monmouth got 11 rebounds apiece from Ashton Walker and Stefanos Spartalis in Friday's game at Princeton.

It was the first time the Hawks had two players record double figure rebounds in a game since Spartalis and Jason Rivera-Torres did it against Le Moyne last year on Nov. 29.

PACK YOUR BAGS

The Hawks are opening the season with six straight games away from home. Monmouth will log 2,983 miles round trip. It would be approximately 24,003 laps around the track at the Hackensack Meridian Athletic Center.

The Hawks shortest trip in this opening trip will be the Princeton (app. 40 miles). The longest trip will be to Wake Forest (app. 553 miles).

SWEET 70

The Hawks scored a season-high 76 points in Tuesday's game at Wake Forest. The Hawks have scored at least 70 points in two games.

The Hawks were 13-2 last season when they scored 70 or more points in a game.

SINKING THE FOUL SHOTS

Madison Durr has been up to his usual tricks from the foul line.

Durr went 5-for-6 from the line at Princeton and is now 25-for-30 on the year. In 38 career games with the Hawks, Durr is 203-252 (80.6%) from the charity stripe.

WE'LL SEE YOU EVENTUALLY

Monmouth is one of 11 Division I programs that will spend the majority of the month of November on the road.

Arkansas Pine Bluff, Jackson State, Mississippi Valley State and Southern will not play a home game in the month. Monmouth, Bethune Cookman, Detroit Mercy, Florida A&M, Long Beach State, Northern Arizona and Oakland will play just one game at home in November.

CHASING HISTORY

Jack Collins continues to climb the career stats lists at Monmouth.

Collins had four rebounds against Quinnipiac giving him 16 for the season and 702 for this career. He became the third player in program history with 700 or more rebounds and the first since Corey Albano (1993-97). Albano's school record for rebounds is 779.

Collins had two steals in the Quinnipiac game which gave him four steals this season and 200 for his career. He became the fourth player in program history to record 200 or more steals in a career. He is the first since Justin Robinson (2013-17) to reach the mark.

I'LL TAKE THAT

The Hawks defense locked in on Friday and had seven steals at Princeton. Stefanos Spartalis led the Hawks with a career-high three steals while Ashton Walker and Jack Collins each had two.

Monmouth has now recorded

seven or more steals in two of the last three games. Ashton Walker and Jack Collins lead the Hawks with six steals apiece.

STRONG TEST

Monmouth is one of three CAA schools that will not face a non-Division I program during the non-conference slate (Campbell and Northeastern).

That Hawks have or will face, five teams that participated in the 2026 NCAA Tournament during the nonconference slate.

BENCH PRODUCTION

The Hawks have done a solid job of getting production from their bench through the first five games. Monmouth has gotten 20+ points from its bench in four of the first five contests.

STAYING HOME

Jack Collins has been with the Hawks for every game of his career. Collins is believed to be one of 39 active players in Division I to play every game of his career with the same team (research provided by St. Joseph's).

PRESEASON HONORS

Forward Stefanos Spartalis and guard Ashton Walker were honored as the CAA released it's preseason honors.

Spartalis and Walker each earned Preseason All-CAA Honorable Mention. Spartalis averaged 10.7ppg and 5.1rpg in his rookie campaign. Walker averaged 8.2ppg and 3.1apg as a rookie at La Salle.

DOUBLE ME UP

Stefanos Spartalis returns to the Hawks' lineup after averaging 10.7 points per game.

Spartalis is one of five returning CAA players who averaged double figures last season and returns for their squad (Patrick Wessler-UNCW, Bryson Cokley-Elon, Randall Pettus II-Elon, Mike Loughnane-Northeastern).

OUTPERFORMING THE PRESEASON POLL

In 15 seasons under Rice, Monmouth has outperformed its rank in the preseason coaches poll 11 times. Last year, the Hawks were picked to finish sixth and finished fourth in the regular season before advancing to the CAA Championship.

The Hawks were picked fifth in the CAA prior to this season.

OVER .500 IN THE LEAGUE AGAIN

In 15 seasons under King Rice, Monmouth has finished over .500 in conference play 11 times, doing so in three different leagues. Since 2010, no CAA team that went over .500 in league play placed lower than sixth until Monmouth three years ago. Similarly, in 2019, MU became the first ever MAAC team to finish over .500 and not receive a conference tournament bye.

NEXT UP

The Hawks will finally play a home game when they host St. Joseph's on Saturday, Nov. 28.

2026-27 CAA STANDINGS

(as of 11/20)

Team	CAA	Record
Charleston	0-0	4-1
UNCW	0-0	4-1
William & Mary	0-0	4-2
Drexel	0-0	3-2
N.C. A&T	0-0	3-2
Towson	0-0	3-3
Stony Brook	0-0	2-2
Elon	0-0	2-3
Hofstra	0-0	2-3
Northeastern	0-0	2-3
Campbell	0-0	2-4
Hampton	0-0	1-3
Monmouth	**0-0**	**1-4**

TODAY IN THE CAA

William & Mary at IU Indy - 3:30 P.M.

North Carolina A&T at South Carolina State - 7:00 P.M.

Monmouth at North Carolina - 8:00 P.M.

MU RANKS IN THE CAA

Statistic	CAA Rank
Scoring Offense	10th
Scoring Defense	10th
Scoring Margin	13th
FT Percentage	5th
FG Percentage	10th
FG Percentage Defense	11th
3PT Percentage	10th
3PT Percentage Defense	7th
Rebounding Margin	12th
Blocks per Game	11th
Assists per Game	11th
Steals per Game	10th
Turnover Margin	10th
Assist-Turnover Ratio	9th

INDIVIDUAL RANKS IN CAA TOP-10

Stefanos Spartalis, Rebounds	2nd
Madison Durr, FT %	10th
Stefanos Spartalis, Minutes	8th

HEAD COACH KING RICE

North Carolina, 1992 | | 16th Season | | 240-247 Overall | | 36-36 CAA



King Rice has been on the Monmouth sideline for 15 seasons and leads the Hawks into his 16th in 2026-27. In February 2022, Rice became the winningest Division I Head Coach in Monmouth Basketball history. He has 239 victories to his credit, as well as a trio of MAAC Coach of the Year honors and three MAAC regular season titles. Rice has set Monmouth records for wins in a season with 28 and consecutive victories with 17. Rice also set a MAAC Record in 2016-17 by winning 18 league games for the first time ever. He has won the John McLendon National Coach of the Year honor, while being named a finalist for the Ben Jobe Award. Rice has beaten nine high-major opponents as the MU head coach.

Rice Year-by-Year & All-Time Opponents

Year	Overall	Conf.	Notes
2011-12	12-20	10-8	NEC Tournament
2012-13	10-21	5-13	
2013-14	11-21	5-15	
2014-15	18-15	13-7	MAAC Tourn. semifinals
2015-16	28-8	17-3	MAAC Reg. Season title
2016-17	27-7	18-2	MAAC Reg. Season title
2017-18	11-20	7-11	
2018-19	14-21	10-8	MAAC Tourn. finals
2019-20	18-13	12-8	No MAAC Tourn.; COVID
2020-21	12-8	12-6	MAAC Reg. Season title
2021-22	21-13	11-9	MAAC Tourn. finals
2022-23	7-26	5-13	CAA Second Round
2023-24	18-15	10-8	CAA Quarterfinals
2024-25	10-28	10-8	CAA Quarterfinals
2025-26	19-15	11-7	CAA Champ finals
2026-27	1-4	0-0	

Career Record: 240-247 CAA Record: 36-36

The 2025-26 squad put together one of its best seasons in the CAA as the Hawks won back-to-back games in Washington, D.C. and advanced to the CAA Championship game for the first time. Monmouth won 10 games at home, including a thrilling overtime win at the buzzer against North Carolina A&T. Jason Rivera-Torres was named Second Team All-CAA and to the CAA All-Defensive squad.

In 2024-25, the team's third season in the CAA, the Hawks won 10 conference matchups, earning a CAA Tournament victory over Hofstra and advancing to the quarterfinals for the second year in a row. Rice's Hawks squad won 13 games overall, including a road victory over in-state rival Seton Hall. Under Rice's guidance, forward Jack Collins rose to eighth place on the program's all-time rebounding list while Abdi Bashir garnered All-MET and All-CAA First Team honors.

The 2023-24 Hawks won 18 times, including a signature victory at Big 12 member West Virginia. Rice's son, Xander, joined the Hawks for his final collegiate season and scored the second most points in a season and fourth most threes in program history. Monmouth won 13 consecutive home games to close out the year, and topped Campbell in the CAA Tournament. Xander Rice was a First Team All-CAA, NABC All-District and All-MET selection, while redshirt freshman Jaret Valencia earned CAA All-Defensive Team and All-Rookie Team.

Rice led Monmouth into the CAA in 2022-23, the third league he has coached the Hawks in. Freshman Jack Collins became MU's first ever CAA honoree, earning CAA All-Rookie honors after averaging in double figures. MU posted four wins in five games down the stretch of the season, and set a CAA Tournament record with a 36-point win over Hampton in the opening round.

A native of Binghamton, N.Y. and a 1992 graduate of North Carolina, Rice had 13 seasons of experience in the collegiate coaching ranks, 10 of which came with Kevin Stallings. For the previous five seasons before joining the Hawks, Rice was an assistant coach at Vanderbilt under Stallings, where the Commodores made the NCAA Tournament four of those years out of the Southeastern Conference.

Prior to his stint in Normal, Ill., Rice began his coaching career as an assistant on Jerry Green's Oregon staff during the 1993 campaign. Following his five seasons with Stallings at Illinois State, Rice was an assistant for two years (1999-2000) at Providence under Tim Welsh.

As a point guard at North Carolina from 1988-91, Rice played for legendary coach Dean Smith, helping the Tar Heels to a 29-6 overall mark and appearance at the 1991 NCAA Final Four. He finished his career ranked third on the Tar Heels' all-time assist list with 629, and that mark ranks 11th all-time in Atlantic Coast Conference annals. Rice, who was a team captain in 1990-91 alongside Pete Chilcutt and Rick Fox, earned North Carolina's Carmichael-Cobb Award (team's outstanding defensive player) as a junior, and as a senior was tabbed the Foy Roberson Award recipient as the team's Most Inspirational Player.

Rice, who played in 140 career games for the Tar Heels and once had 13 assists in a single-game versus Kentucky, earned his bachelor's degree in communications from North Carolina in 1992.

Rice also served as head coach of the Bahamian National team for three seasons from 2001-2004.

Along with UNC teammate Fox, Rice formed CarolinaPros, Inc., in 1998. The service organization sponsors a variety of community-based events and provides assistance through mentoring programs, scholarships, skill development and donor education.

Rice also worked as a professional trainer to Fox for five years. Fox played 13 seasons in the NBA with the Boston Celtics and Los Angeles Lakers from 1992-2004.

A 1987 McDonald's High School All-American, Rice is married to Summer and the couple has two sons, Alexander and Julian James.

Record versus oppponents under King Rice

Albany 2-2
Army West Point 1-1
Auburn 0-1
Ball State 1-0
Belmont 1-0
Bethune-Cookman 1-0
Binghamton 2-0
Brown 0-1
Bryant 1-1
Bucknell 2-1
Caldwell 1-0
Cal State Fullerton 0-1
Campbell 4-2
Canisius 14-6
Central Connecticut 2-1
Charleston 1-5
Charlotte 0-2
Cincinnati 1-0
Colgate 1-2
Connecticut 0-1
Cornell 2-2
Dayton 0-1
Delaware 2-2
Drexel 7-5
Elon 3-2
Fairfield 14-6
Fairleigh Dickinson 4-0
Fordham 2-2
Georgetown 1-0
George Mason 0-2
George Washington 0-1
Georgia State 0-1
Georgia Tech 0-1
Hampton 3-4
Harvard 0-1
Hofstra 5-10
Holy Cross 1-0
Illinois 0-1
Iona 8-13
Kansas 0-1
Kansas State 0-1
Kennesaw State 1-0
Kentucky 0-2
Lafayette 3-1
La Salle 0-1
Lehigh 5-3
Le Moyne 0-1
LIU Brooklyn 1-3
Manhattan 15-6
Marist 11-5
Maryland 0-2
Memphis 1-0
Michigan State 0-1
Mississippi Valley State 1-0
Mount St. Mary's 2-2
Navy 1-1
Niagara 14-6
Norfolk State 1-1
Northern Illinois 1-1
Northeastern 4-2
North Carolina 0-2
North Carolina A&T 6-0
Notre Dame 1-1
Oklahoma 0-1
Ole Miss 0-1
Penn 2-3
Penn State 0-1
Pittsburgh 1-1
Presbyterian 0-1
Princeton 4-6
Quinnipiac 11-11
Radford 1-0
Rhode Island 0-1
Rider 13-12
Robert Morris 1-5
Rutgers 1-3
Sacred Heart 1-1
Saint Francis Brooklyn 4-2
Saint Francis (Pa.) 2-2
Saint John's 0-3
Saint Joseph's 1-1
Saint Peter's 9-11
Seton Hall 1-5
Siena 12-7
SMU 0-1
South Alabama 1-0
South Carolina 0-1
South Carolina State 1-0
Stephen F. Austin 0-1
Stetson 0-1
Stony Brook 7-2
Syracuse 0-4
Temple 0-1
Tennessee State 1-0
Towson 4-5
UCLA 1-0
UNC Asheville 0-1
UNC Wilmington 0-5
USC 1-1
Valparaiso 0-1
Vanderbilt 0-1
Villanova 0-2
Virginia 0-2
Virginia Tech 0-1
Wagner 3-5
Wake Forest 0-1
West Virginia 1-2
Wichita State 0-1
William & Mary 2-2
Yale 2-2
Youngstown State 0-1

2026-27 Opponents in **Bold**

MONMOUTH BASKETBALL INDIVIDUAL GAME-HIGHS

INDIVIDUAL HIGHS	PLAYER/GAME
Points - 27	Ashton Walker - at Princeton (11/20)
Points by a Non-Starter - 15	Madison Durr - at St. John's (11/2)
Field Goals Made - 10	Ashton Walker - at Princeton (11/20)
Field Goals Attempted - 18	Stefanos Spartalis - at Quinnipiac (11/12)
Free Throws Made - 8	Madison Durr - at Wake Forest (11/17)
Free Throws Attempted - 10	Ashton Walker - at Princeton (11/20)
Free Throw Pct. (min. 6 if applicable) - 100.0	Madison Durr (8-8) - at Wake Forest (11/17)
3-Pt. FG Made - 4	Jakai Sanders - at St. John's (11/2)
Rebounds - 14	Stefanos Spartalis - at Quinnipiac (11/12)
Blocked Shots - 2 (4x)	Three Different Players
Assists - 5 (2x)	Jakai Sanders - at Quinnipiac (11/12), Ashton Walker - at Wake Forest (11/17)
Steals - 3 (2x)	Torrey Brooks Jr. - at Quinnipiac (11/12), Stefanos Spartalis - at Princeton (11/20)

MONMOUTH BASKETBALL STARTING LINEUPS

Date	Opponent	Result	Guard	Guard	Guard	Forward	Center
11.2	at St. John's	L, 63-78	L. Walker (G)	A. Walker (G)	Sanders (G)	Spartalis (F)	Osei (F)
11.7	vs. Rhode Island	L, 66-84	L. Walker (G)	A. Walker (G)	Sanders (G)	Spartalis (F)	Osei (F)
11.12	at Quinnipiac	W, 74-70	Durr (G)	A. Walker (G)	Sanders (G)	Spartalis (F)	Osei (F)
11.17	at Wake Forest	L, 76-81	Durr (G)	A. Walker (G)	Sanders (G)	Spartalis (F)	Osei (F)
11.20	at Princeton	L, 64-75	Durr (G)	A. Walker (G)	Sanders (G)	Spartalis (F)	Osei (F)

*CAA Opponent

Record by Lineup:
0-2 (Walker, Walker, Sanders, Spartalis, Osei)
1-2 (Durr, Walker, A., Sanders, Spartalis, Osei)

Record of players when in starting five:
0-2 (Lo Walker)
1-4 (Ashton Walker)
1-4 (Jakai Sanders)
1-4 (Stefanos Spartalis)
1-4 (Stephen Osei)
1-2 (Madison Durr)



0 Lo Walker

R-SENIOR GUARD
6'4 - 190 LBS
DURHAM, N.C. // UNC PEMBROOKE // MOUNT OLIVE // N.C. A&T

Career/Season	
Games played	54/3
Games started	25/2
Double-Figure Scoring Games	28/0
20+ - Point Scoring Games	12/0
Double-Doubles	0/0

CAREER HIGHS

Points	31 (2x), last vs. Coker, 12/21/24
Rebounds	9, at Barton, 1/23/25
FG	13, at Emmanuel, 12/17/24
3FG	4, vs. South Carolina St, 11/10/25
FT	8 (2x), last at N.C. Central, 12/6/25
Assists	4 (2x), last vs. Chowan, 2/5/25
Steals	4 (3x), last at Belmont Abbey, 2/22/25
Blocks	2, vs. North Greenville, 12/4/24
Minutes	35, vs. South Carolina, 11/4/25

SEASON HIGHS

Points	6, vs. Rhode Island, 11/7/26
Rebounds	2 (2x), last at Princeton, 11/20/26
FG	3, vs. Rhode Island, 11/7/26
3FG	N/A
FT	N/A
Assists	3, at St. John's, 11/2/26
Steals	1, vs. Rhode Island, 11/7/26
Blocks	N/A
Minutes	11, at St. John's, 11/2/26

* - ALL STATS INCLUDE GAMES PLAYED AT UNCP, MOUNT OLIVE AND NC A&T

2026-27 GAME-BY-GAME

				Total		3-Pointers		Free throws		Rebounds										
Opponent	Date	GS	MIN	FG-FGA	PCT	3FG-3FGA	PCT	FT-FTA	PCT	OFF	DEF	TOT	AVG	PF	A	TO	BLK	STL	PTS	AVG
at St. John's (NY)	11/02/2026	*	11:03	0-2	.000	0-0	.000	0-0	.000	1	1	2	2.0	3	3	0	0	0	0	0.0
vs Rhode Island	11/07/2026	*	08:51	3-3	1.000	0-0	.000	0-0	.000	1	0	1	1.5	0	1	1	0	1	6	3.0
at Princeton	11/20/2026		08:59	0-2	.000	0-1	.000	0-0	.000	1	1	2	1.7	1	0	0	0	0	0	2.0
Totals		**2**	**28:53**	**3-7**	**.429**	**0-1**	**.000**	**0-0**	**.000**	**3**	**2**	**5**	**1.7**	**4**	**4**	**1**	**0**	**1**	**6**	**2.0**

				Field Goals		3-Point		F-Throws		Rebounds									Scoring	
SEASON	TEAM	GP-GS	MIN/AVG	FG-FGA	FG%	3FG-3FGA	3FG%	FT-FTA	FT%	OFF	DEF	TOT	AVG	PF-FO	A	TO	BLK	STL	PTS	AVG
2022-23	UNCP	21-0	121/5.8	8-30	.267	2-12	.167	5-8	.625	1	4	5	0.2	14-0	10	9	2	5	23	1.1
2024-25	MO	25-19	682/27.3	165-326	.506	28-84	.333	80-112	.714	24	58	82	3.3	50-0	44	39	7	48	438	17.5
2025-26	NCA&T	5-4	144/28.7	26-56	.464	9-18	.500	22-32	.688	4	11	15	3.0	6-0	5	5	3	3	83	16.6
2026-27	MU	3-2	29/9.6	3-7	.429	0-1	.000	0-0	.000	3	2	5	1.7	4-0	4	1	0	1	6	2.0
TOTAL FOR MU		**3-2**	**29/9.6**	**3-7**	**.429**	**0-1**	**.000**	**0-0**	**.000**	**3**	**2**	**5**	**1.7**	**4-0**	**4**	**1**	**0**	**1**	**6**	**2.0**
TOTAL		**54-25**	**975/18.1**	**202-419**	**.482**	**39-115**	**.339**	**107-152**	**.704**	**32**	**75**	**107**	**2.0**	**74-0**	**63**	**54**	**12**	**57**	**550**	**10.2**



1 Ashton Walker

SOPHOMORE GUARD
6'5 - 190 LBS
VIRGINIA BEACH, VA // CATHOLIC // LA SALLE

Career/Season	
Games played	37/5
Games started	26/5
Double-Figure Scoring Games	15/3
20+ - Point Scoring Games	1/1
Double-Doubles	2/1

CARRER HIGHS

Points	27, at Princeton, 11/20/26
Rebounds	11, at Princeton, 11/20/26
FG	10, at Princeton, 11/20/26
3FG	4, vs. Rhode Island, 2/21/26
FT	8, at High Point, 12/19/25
Assists	9, vs. Monmouth, 11/8/25
Steals	5, vs. St. Bonaventure, 3/11/26
Blocks	1 (2x), last vs. George Washington, 2/24/26
Minutes	38, at Davidson, 3/1/26

SEASON HIGHS

Points	27, at Princeton, 11/20/26
Rebounds	11, at Princeton, 11/20/26
FG	10, at Princeton, 11/20/26
3FG	2, at Quinnipiac, 11/12/26
FT	6, at Princeton, 11/20/26
Assists	5, at Wake Forest, 11/17/26
Steals	2 (2x), last at Princeton, 11/20/26
Blocks	N/A
Minutes	35, at Princeton, 11/20/26

* - ALL STATS INCLUDE GAMES PLAYED AT LA SALLE

2026-27 GAME-BY-GAME

				Total		3-Pointers		Free throws		Rebounds										
Opponent	Date	GS	MIN	FG-FGA	PCT	3FG-3FGA	PCT	FT-FTA	PCT	OFF	DEF	TOT	AVG	PF	A	TO	BLK	STL	PTS	AVG
at St. John's (NY)	11/02/2026	*	26:54	5-12	.417	1-3	.333	0-0	.000	0	3	3	3.0	3	2	2	0	2	11	11.0
vs Rhode Island	11/07/2026	*	20:41	3-5	.600	1-2	.500	0-0	.000	0	2	2	2.5	0	0	1	0	0	7	9.0
at Quinnipiac	11/12/2026	*	30:52	6-13	.462	2-4	.500	0-1	.000	2	4	6	3.7	3	2	3	0	1	14	10.7
at Wake Forest	11/17/2026	*	22:43	3-11	.273	0-1	.000	0-0	.000	3	0	3	3.5	5	5	2	0	1	6	9.5
at Princeton	11/20/2026	*	34:59	10-17	.588	1-3	.333	6-10	.600	4	7	11	5.0	3	1	4	0	2	27	13.0
Totals		**5**	**136:09**	**27-58**	**.466**	**5-13**	**.385**	**6-11**	**.545**	**9**	**16**	**25**	**5.0**	**14**	**10**	**12**	**0**	**6**	**65**	**13.0**

				Field Goals		3-Point		F-Throws		Rebounds									Scoring	
SEASON	TEAM	GP-GS	MIN/AVG	FG-FGA	FG%	3FG-3FGA	3FG%	FT-FTA	FT%	OFF	DEF	TOT	AVG	PF-FO	A	TO	BLK	STL	PTS	AVG
2025-26	LaS	32-21	879/27.5	94-239	.393	24-76	.316	49-75	.653	27	94	121	3.8	61-1	100	51	2	34	261	8.2
2026-27	MU	5-5	136/27.2	27-58	.466	5-13	.385	6-11	.545	9	16	25	5.0	14-1	10	12	0	6	65	13.0
TOTAL FOR MU		**5-5**	**136/27.2**	**27-58**	**.466**	**5-13**	**.385**	**6-11**	**.545**	**9**	**16**	**25**	**5.0**	**14-1**	**10**	**12**	**0**	**6**	**65**	**13.0**
TOTAL		**37-26**	**1015/27.4**	**121-297**	**.407**	**29-89**	**.326**	**55-86**	**.640**	**36**	**110**	**146**	**3.9**	**75-2**	**110**	**63**	**2**	**40**	**326**	**8.8**



2 Jakai Sanders

JUNIOR GUARD
5'10 - 165 LBS
BROOKLYN, N.Y. // EAGLE ACADEMY // ST. PETER'S // LEMOYNE

Career/Season	
Games played	47/5
Games started	29/5
Double-Figure Scoring Games	19/1
20+ - Point Scoring Games	2/0
Double-Doubles	1/0

CAREER HIGHS

Points	23, vs. Monmouth, 11/29/25
Rebounds	9, vs. Stonehill, 1/31/26
FG	6, vs. St. Francis, 2/7/26
3FG	4, at St. John's, 11/2/26
FT	11, vs. Monmouth, 11/29/25
Assists	16, vs. St. Bonaventure, 12/20/25
Steals	3, vs. Wagner, 1/23/26
Blocks	1, at Princeton, 11/20/26
Minutes	39, at Bowling Green, 11/9/25

SEASON HIGHS

Points	17, at St. John's, 11/2/26
Rebounds	5, at St. John's, 11/2/26
FG	5, at St. John's, 11/2/26
3FG	4, at St. John's, 11/2/26
FT	3 (2x), last at Quinnipiac, 11/12/26
Assists	5, at Quinnipiac, 11/12/26
Steals	1, at St. John's, 11/2/26
Blocks	1, at Princeton, 11/20/26
Minutes	27, at St. John's, 11/2/26

* - ALL STATS INCLUDE GAMES PLAYED AT ST. PETER'S AND LEMOYNE

2026-27 GAME-BY-GAME

				Total		3-Pointers		Free throws		Rebounds										
Opponent	Date	GS	MIN	FG-FGA	PCT	3FG-3FGA	PCT	FT-FTA	PCT	OFF	DEF	TOT	AVG	PF	A	TO	BLK	STL	PTS	AVG
at St. John's (NY)	11/02/2026	*	26:52	5-7	.714	4-5	.800	3-5	.600	1	4	5	5.0	1	2	7	0	1	17	17.0
vs Rhode Island	11/07/2026	*	19:17	3-6	.500	0-2	.000	1-1	1.000	0	1	1	3.0	2	3	2	0	0	7	12.0
at Quinnipiac	11/12/2026	*	23:22	2-9	.222	0-2	.000	3-4	.750	0	4	4	3.3	2	5	1	0	0	7	10.3
at Wake Forest	11/17/2026	*	26:03	2-5	.400	0-0	.000	1-2	.500	0	0	0	2.5	1	2	3	0	0	5	9.0
at Princeton	11/20/2026	*	14:02	0-4	.000	0-2	.000	0-0	.000	0	0	0	2.0	0	0	0	1	0	0	7.2
Totals		**5**	**109:36**	**12-31**	**.387**	**4-11**	**.364**	**8-12**	**.667**	**1**	**9**	**10**	**2.0**	**6**	**12**	**13**	**1**	**1**	**36**	**7.2**

				Field Goals		3-Point		F-Throws		Rebounds									Scoring	
SEASON	TEAM	GP-GS	MIN/AVG	FG-FGA	FG%	3FG-3FGA	3FG%	FT-FTA	FT%	OFF	DEF	TOT	AVG	PF-FO	A	TO	BLK	STL	PTS	AVG
2024-25	SP	13-3	143/11.0	11-33	.333	4-14	.286	5-9	.556	0	9	9	0.7	11-0	13	11	0	1	31	2.4
2025-26	LeM	29-21	873/30.1	90-225	.400	27-74	.365	102-137	.745	16	84	100	3.4	45-1	125	71	0	26	309	10.7
2026-27	MU	5-5	110/21.9	12-31	.387	4-11	.364	8-12	.667	1	9	10	2.0	6-0	12	13	1	1	36	7.2
TOTAL FOR MU		**5-5**	**110/21.9**	**12-31**	**.387**	**4-11**	**.364**	**8-12**	**.667**	**1**	**9**	**10**	**2.0**	**6-0**	**12**	**13**	**1**	**1**	**36**	**7.2**
TOTAL		**47-29**	**1125/23.9**	**113-289**	**.391**	**35-99**	**.354**	**115-158**	**.728**	**17**	**102**	**119**	**2.5**	**62-1**	**150**	**95**	**1**	**28**	**376**	**8.0**



3 Torrey Brooks Jr.

FRESHMAN GUARD
6'1 - 165 LBS
SICKLERVILLE, N.J. // OUR SAVIOR LUTHERAN/OTE

Career/Season	
Games played	4/4
Games started	0/0
Double-Figure Scoring Games	1/1
20+ - Point Scoring Games	0/0
Double-Doubles	0/0

CAREER HIGHS

Points	13, at Quinnipiac, 11/12/26
Rebounds	4, at Quinnipiac, 11/12/26
FG	4, at Quinnipiac, 11/12/26
3FG	1 (2x), last at Princeton, 11/20/26
FT	4, at Quinnipiac, 11/12/26
Assist	4, at Quinnipiac, 11/12/26
Steals	3, at Quinnipiac, 11/12/26
Blocks	N/A
Minutes	28, at Quinnipiac, 11/12/26

SEASON HIGHS

Points	13, at Quinnipiac, 11/12/26
Rebounds	4, at Quinnipiac, 11/12/26
FG	4, at Quinnipiac, 11/12/26
3FG	1 (2x), last at Princeton, 11/20/26
FT	4, at Quinnipiac, 11/12/26
Assist	4, at Quinnipiac, 11/12/26
Steals	3, at Quinnipiac, 11/12/26
Blocks	N/A
Minutes	28, at Quinnipiac, 11/12/26

2026-27 GAME-BY-GAME

				Total		3-Pointers		Free throws		Rebounds										
Opponent	Date	GS	MIN	FG-FGA	PCT	3FG-3FGA	PCT	FT-FTA	PCT	OFF	DEF	TOT	AVG	PF	A	TO	BLK	STL	PTS	AVG
vs Rhode Island	11/07/2026		17:23	2-8	.250	0-2	.000	0-0	.000	0	1	1	1.0	2	2	2	0	2	4	4.0
at Quinnipiac	11/12/2026		28:21	4-10	.400	1-3	.333	4-4	1.000	1	3	4	2.5	0	4	0	0	3	13	8.5
at Wake Forest	11/17/2026		11:35	0-1	.000	0-0	.000	1-2	.500	0	0	0	1.7	3	2	1	0	0	1	6.0
at Princeton	11/20/2026		21:13	3-6	.500	1-2	.500	0-0	.000	0	1	1	1.5	0	2	2	0	0	7	6.3
Totals		**0**	**78:32**	**9-25**	**.360**	**2-7**	**.286**	**5-6**	**.833**	**1**	**5**	**6**	**1.5**	**5**	**10**	**5**	**0**	**5**	**25**	**6.3**

				Field Goals		3-Point		F-Throws		Rebounds									Scoring	
SEASON	TEAM	GP-GS	MIN/AVG	FG-FGA	FG%	3FG-3FGA	3FG%	FT-FTA	FT%	OFF	DEF	TOT	AVG	PF-FO	A	TO	BLK	STL	PTS	AVG
2026-27	MU	4-0	79/19.6	9-25	.360	2-7	.286	5-6	.833	1	5	6	1.5	5-0	10	5	0	5	25	6.3
TOTAL		**4-0**	**79/19.6**	**9-25**	**.360**	**2-7**	**.286**	**5-6**	**.833**	**1**	**5**	**6**	**1.5**	**5-0**	**10**	**5**	**0**	**5**	**25**	**6.3**



4 Jebron Harris

FRESHMAN GUARD
6'4 - 210 LBS
NORTH BRUNSWICK, NJ // COLLEGE ACHIEVE ASBURY PARK

Career/Season
Games played 0/0
Games started 0/0
Double-Figure Scoring Games 0/0
20+ - Point Scoring Games 0/0
Double-Doubles 0/0

CAREER HIGHS

Points	
Rebounds	
FG	
3FG	
FT	
Assists	
Steals	
Blocks	
Minutes	

SEASON HIGHS

Points	
Rebounds	
FG	
3FG	
FT	
Assists	
Steals	
Blocks	
Minutes	

2026-27 GAME-BY-GAME



5 Dylan Perry

FRESHMAN FORWARD
6'7 - 205 LBS
BERGENFIELD, NJ // ARCHBISHOP STEPINAC

Career/Season
Games played 1/1
Games started 0/0
Double-Figure Scoring Games 0/0
20+ - Point Scoring Games 0/0
Double-Doubles 0/0

CAREER HIGHS

Points	N/A
Rebounds	N/A
FG	N/A
3FG	N/A
FT	N/A
Assists	N/A
Steals	N/A
Blocks	N/A
Minutes	2, at Princeton, 11/20/26

SEASON HIGHS

Points	N/A
Rebounds	N/A
FG	N/A
3FG	N/A
FT	N/A
Assists	N/A
Steals	N/A
Blocks	N/A
Minutes	2, at Princeton, 11/20/26

2026-27 GAME-BY-GAME

				Total		3-Pointers		Free throws		Rebounds										
Opponent	Date	GS	MIN	FG-FGA	PCT	3FG-3FGA	PCT	FT-FTA	PCT	OFF	DEF	TOT	AVG	PF	A	TO	BLK	STL	PTS	AVG
at Princeton	11/20/2026		01:56	0-0	.000	0-0	.000	0-0	.000	0	0	0	0.0	1	0	0	0	0	0	0.0
Totals		**0**	**01:56**	**0-0**	**.000**	**0-0**	**.000**	**0-0**	**.000**	**0**	**0**	**0**	**0.0**	**1**	**0**	**0**	**0**	**0**	**0**	**0.0**

				Field Goals		3-Point		F-Throws		Rebounds									Scoring	
SEASON	TEAM	GP-GS	MIN/AVG	FG-FGA	FG%	3FG-3FGA	3FG%	FT-FTA	FT%	OFF	DEF	TOT	AVG	PF-FO	A	TO	BLK	STL	PTS	AVG
2026-27	MU	1-0	2/1.9	0-0	.000	0-0	.000	0-0	.000	0	0	0	0.0	1-0	0	0	0	0	0	0.0
TOTAL		**1-0**	**2/1.9**	**0-0**	**.000**	**0-0**	**.000**	**0-0**	**.000**	**0**	**0**	**0**	**0.0**	**1-0**	**0**	**0**	**0**	**0**	**0**	**0.0**



8 O'Marion Harvey

SOPHOMORE FORWARD
6'7 - 190 LBS
HOUSTON, TX // ST FRANCIS EPISCOPAL

Career/Season	
Games played	19/5
Games started	0/0
Double-Figure Scoring Games	0/0
20+ - Point Scoring Games	0/0
Double-Doubles	0/0

CAREER HIGHS

Points	8 vs Caldwell, 11/4/25
Rebounds	6, at Wake Forest, 11/17/26
FG	4 vs Caldwell, 11/4/25
3FG	1, vs. Rhode Island, 11/7/26
FT	2 (2x), last at Wake Forest, 11/17/26
Assists	1 (3x), last at Wake Forest, 11/17/26
Steals	3 vs Caldwell, 11/4/25
Blocks	2, at Wake Forest, 11/17/26
Minutes	23, at Wake Forest, 11/17/26

SEASON HIGHS

Points	6, at Wake Forest, 11/17/26
Rebounds	6, at Wake Forest, 11/17/26
FG	2, at Wake Forest, 11/17/26
3FG	1, vs. Rhode Island, 11/7/26
FT	2 (2x), last at Wake Forest, 11/17/26
Assists	1 (2x), last at Wake Forest, 11/17/26
Steals	2, at Wake Forest, 11/17/26
Blocks	2, at Wake Forest, 11/17/26
Minutes	23, at Wake Forest, 11/17/26

2026-27 GAME-BY-GAME

				Total		3-Pointers		Free throws		Rebounds										
Opponent	Date	GS	MIN	FG-FGA	PCT	3FG-3FGA	PCT	FT-FTA	PCT	OFF	DEF	TOT	AVG	PF	A	TO	BLK	STL	PTS	AVG
at St. John's (NY)	11/02/2026		06:19	0-0	.000	0-0	.000	0-0	.000	0	1	1	1.0	1	0	0	1	0	0	0.0
vs Rhode Island	11/07/2026		09:19	1-2	.500	1-1	1.000	0-0	.000	0	1	1	1.0	2	1	1	0	0	3	1.5
at Quinnipiac	11/12/2026		18:40	0-2	.000	0-2	.000	2-2	1.000	1	2	3	1.7	1	0	0	1	1	2	1.7
at Wake Forest	11/17/2026		23:17	2-3	.667	0-1	.000	2-3	.667	2	4	6	2.8	3	1	0	2	2	6	2.8
at Princeton	11/20/2026		05:19	0-0	.000	0-0	.000	0-0	.000	0	1	1	2.4	2	0	1	0	0	0	2.2
Totals		**0**	**62:54**	**3-7**	**.429**	**1-4**	**.250**	**4-5**	**.800**	**3**	**9**	**12**	**2.4**	**9**	**2**	**2**	**4**	**3**	**11**	**2.2**

				Field Goals		3-Point		F-Throws		Rebounds									Scoring	
SEASON	TEAM	GP-GS	MIN/AVG	FG-FGA	FG%	3FG-3FGA	3FG%	FT-FTA	FT%	OFF	DEF	TOT	AVG	PF-FO	A	TO	BLK	STL	PTS	AVG
2025-26	MU	14-0	54/3.9	4-5	.800	0-1	.000	1-3	.333	3	7	10	0.7	8-0	1	6	0	4	9	0.6
2026-27	MU	5-0	63/12.6	3-7	.429	1-4	.250	4-5	.800	3	9	12	2.4	9-0	2	2	4	3	11	2.2
TOTAL		**19-0**	**117/6.2**	**7-12**	**.583**	**1-5**	**.200**	**5-8**	**.625**	**6**	**16**	**22**	**1.2**	**17-0**	**3**	**8**	**4**	**7**	**20**	**1.1**



9 Lucas Orchard

JUNIOR GUARD
6'3 - 195 LBS
WAYNE, PA // DEVON PREP // PERKIOMEN SCHOOL

Career/Season	
Games played	21/0
Games started	0/0
Double-Figure Scoring Games	0/0
20+ - Point Scoring Games	0/0
Double-Doubles	0/0

CAREER HIGHS

Points	4 (2X), last vs. Caldwell, 11/4/25
Rebounds	1 (5x), vs. Elon, 2/28/26
FG	2 (2x), vs. Caldwell, 11/4/25
3FG	1, vs Drexel, 1/15/26
FT	2 (2x), last at Auburn, 12/30/24
Assists	1 at Towson, 2/15/25
Steals	1 (4x), last vs. Lehigh, 12/21/25
Blocks	N/A
Minutes	12 vs Caldwell, 11/4/25

SEASON HIGHS

Points	
Rebounds	
FG	
3FG	
FT	
Assists	
Steals	
Blocks	
Minutes	

2025-26 GAME-BY-GAME

				Field Goals		3-Point		F-Throws		Rebounds									Scoring	
SEASON	TEAM	GP-GS	MIN/AVG	FG-FGA	FG%	3FG-3FGA	3FG%	FT-FTA	FT%	OFF	DEF	TOT	AVG	PF-FO	A	TO	BLK	STL	PTS	AVG
2024-25	MU	12-0	24/2.0	4-9	.444	0-1	.000	5-6	.833	2	0	2	0.2	1-0	1	0	0	3	13	1.1
2025-26	MU	9-0	22/2.5	3-7	.429	1-1	1.000	0-1	.000	0	3	3	0.3	0-0	0	0	0	1	7	0.8
TOTAL		**21-0**	**46/2.2**	**7-16**	**.438**	**1-2**	**.500**	**5-7**	**.714**	**2**	**3**	**5**	**0.2**	**1-0**	**1**	**0**	**0**	**4**	**20**	**1.0**



10 Stefanos Spartalis

SOPHOMORE FORWARD
6'9 - 220 LBS
CHIOS, GREECE // SAINT PAUL

Career/Season	
Games played	37/5
Games started	35/5
Double-Figure Scoring Games	22/3
20+ - Point Scoring Games	2/1
Double-Doubles	5/1

CAREER HIGHS

Points	21, vs. NC A&T, 1/29/26
Rebounds	14, at Quinnipiac, 11/12/26
FG	9, vs. NC A&T, 1/29/26
3FG	1 (4x), last at Charleston, 2/21/26
FT	9, at Seton Hall, 11/13/25
Assists	6, vs. Quinnipiac, 12/17/25
Steals	3, at Princeton, 11/20/26
Blocks	2 (3x), last at St. John's, 11/2/26
Minutes	36 (2x), last at Quinnipiac, 11/12/26

SEASON HIGHS

Points	20, at Quinnipiac, 11/12/26
Rebounds	14, at Quinnipiac, 11/12/26
FG	8, at Quinnipiac, 11/23/26
3FG	3, at Wake Forest, 11/17/26
FT	4 (2x), last at Wake Forest, 11/17/26
Assists	4, at Princeton, 11/20/26
Steals	3, at Princeton, 11/20/26
Blocks	2, at St. John's, 11/2/26
Minutes	36, at Quinnipiac, 11/12/26

2026-27 GAME-BY-GAME

				Total		3-Pointers		Free throws		Rebounds										
Opponent	Date	GS	MIN	FG-FGA	PCT	3FG-3FGA	PCT	FT-FTA	PCT	OFF	DEF	TOT	AVG	PF	A	TO	BLK	STL	PTS	AVG
at St. John's (NY)	11/02/2026	*	31:50	3-8	.375	0-1	.000	0-0	.000	1	4	5	5.0	4	2	1	2	1	6	6.0
vs Rhode Island	11/07/2026	*	31:25	6-13	.462	0-2	.000	1-2	.500	2	11	13	9.0	2	2	4	0	0	13	9.5
at Quinnipiac	11/12/2026	*	35:51	8-18	.444	0-0	.000	4-4	1.000	9	5	14	10.7	3	1	1	0	0	20	13.0
at Wake Forest	11/17/2026	*	27:06	5-8	.625	3-4	.750	4-6	.667	1	5	6	9.5	4	0	3	0	0	17	14.0
at Princeton	11/20/2026	*	31:22	2-7	.286	0-0	.000	0-0	.000	2	9	11	9.8	3	4	1	0	3	4	12.0
Totals		**5**	**157:34**	**24-54**	**.444**	**3-7**	**.429**	**9-12**	**.750**	**15**	**34**	**49**	**9.8**	**16**	**9**	**10**	**2**	**4**	**60**	**12.0**

				Field Goals		3-Point		F-Throws		Rebounds									Scoring	
SEASON	TEAM	GP-GS	MIN/AVG	FG-FGA	FG%	3FG-3FGA	3FG%	FT-FTA	FT%	OFF	DEF	TOT	AVG	PF-FO	A	TO	BLK	STL	PTS	AVG
2025-26	MU	32-30	753/23.5	126-275	.458	4-16	.250	86-101	.851	54	108	162	5.1	100-1	30	49	14	19	342	10.7
2026-27	MU	5-5	158/31.5	24-54	.444	3-7	.429	9-12	.750	15	34	49	9.8	16-0	9	10	2	4	60	12.0
TOTAL		**37-35**	**911/24.6**	**150-329**	**.456**	**7-23**	**.304**	**95-113**	**.841**	**69**	**142**	**211**	**5.7**	**116-1**	**39**	**59**	**16**	**23**	**402**	**10.9**



11 Madison Durr

GRADUATE GUARD
6'9 - 220 LBS
CHIOS, GREECE // SAINT PAUL

Career/Season	
Games played	136/5
Games started	96/3
Double-Figure Scoring Games	75/4
20+ - Point Scoring Games	6/1
Double-Doubles	1/0

CAREER HIGHS

Points	40, vs. Drexel, 1/30/25
Rebounds	10, at Western Carolina, 1/25/23
FG	10, vs. Drexel, 1/30/25
3FG	4, vs. VMI, 2/2/23
FT	19, vs. Drexel, 1/30/25
Assists	7 (3x), last vs. East Carolina, 11/18/25
Steals	4, at Seton Hall, 11/30/24
Blocks	1 (14x), last vs. Dayton, 3/21/26
Minutes	45, vs. Drexel, 1/30/25

SEASON HIGHS

Points	21, at Wake Forest, 11/17/26
Rebounds	1 (2x), last at Princeton, 11/20/26
FG	6, at Wake Forest, 11/17/26
3FG	1 (5x), last at Princeton, 11/20/26
FT	8, at Wake Forest, 11/17/26
Assists	2 (3x), last at Wake Forest, 11/17/26
Steals	1 (2x), last at Wake Forest, 11/17/26
Blocks	N/A
Minutes	30, at Wake Forest, 11/17/26

2026-27 GAME-BY-GAME

				Total		3-Pointers		Free throws		Rebounds										
Opponent	Date	GS	MIN	FG-FGA	PCT	3FG-3FGA	PCT	FT-FTA	PCT	OFF	DEF	TOT	AVG	PF	A	TO	BLK	STL	PTS	AVG
at St. John's (NY)	11/02/2026		26:15	5-11	.455	1-3	.333	4-7	.571	0	1	1	1.0	2	2	1	0	0	15	15.0
vs Rhode Island	11/07/2026		22:18	2-4	.500	1-2	.500	6-7	.857	0	0	0	0.5	1	2	0	0	0	11	13.0
at Quinnipiac	11/12/2026	*	22:27	1-2	.500	1-2	.500	2-2	1.000	0	0	0	0.3	3	0	0	0	1	5	10.3
at Wake Forest	11/17/2026	*	29:46	6-11	.545	1-2	.500	8-8	1.000	0	0	0	0.3	3	2	1	0	1	21	13.0
at Princeton	11/20/2026	*	27:54	4-8	.500	1-4	.250	5-6	.833	0	1	1	0.4	1	0	1	0	0	14	13.2
Totals		**3**	**128:40**	**18-36**	**.500**	**5-13**	**.385**	**25-30**	**.833**	**0**	**2**	**2**	**0.4**	**10**	**6**	**3**	**0**	**2**	**66**	**13.2**

				Field Goals		3-Point		F-Throws		Rebounds									Scoring	
SEASON	TEAM	GP-GS	MIN/AVG	FG-FGA	FG%	3FG-3FGA	3FG%	FT-FTA	FT%	OFF	DEF	TOT	AVG	PF-FO	A	TO	BLK	STL	PTS	AVG
2022-23	Cit	32-28	776/24.3	85-201	.423	11-37	.297	66-89	.742	16	90	106	3.3	85-1	65	63	0	12	247	7.7
2023-24	Cit	32-32	1079/33.7	124-289	.429	17-62	.274	116-153	.758	19	114	133	4.2	83-1	104	70	8	28	381	11.9
2024-25	MU	33-33	1064/32.3	112-293	.382	11-29	.379	178-222	.802	15	81	96	2.9	102-4	104	60	4	41	413	12.5
2025-26	UNCW	34-0	734/21.6	90-237	.380	22-69	.319	147-195	.754	24	71	95	2.8	81-2	74	40	2	19	349	10.3
2026-27	MU	5-3	129/25.7	18-36	.500	5-13	.385	25-30	.833	0	2	2	0.4	10-0	6	3	0	2	66	13.2
TOTAL FOR MU		**38-36**	**1193/31.4**	**130-329**	**.395**	**16-42**	**.381**	**203-252**	**.806**	**15**	**83**	**98**	**2.6**	**112-4**	**110**	**63**	**4**	**43**	**479**	**12.6**
TOTAL		**136-96**	**3783/27.8**	**429-1056**	**.406**	**66-210**	**.314**	**532-689**	**.772**	**74**	**358**	**432**	**3.2**	**361-8**	**353**	**236**	**14**	**102**	**1456**	**10.7**



13 Jack Collins

GRADUATE GUARD
6'5 - 205 LBS
MANASQUAN, NJ// MANASQUAN

Career/Season	
Games played	135/5
Games started	127/0
Double-Figure Scoring Games	61/0
20+ - Point Scoring Games	4/0
Double-Doubles	5/0

CAREER HIGHS

Points	32 vs. Hampton, 3/3/23
Rebounds	13 (2x), last vs. Towson, 1/4/24
FG	10 vs. Hampton, 3/3/23
3FG	6 vs. Hampton, 3/3/23
FT	11 at Lehigh, 12/4/24
Assists	12 at Lafayette, 11/30/25
Steals	5 vs. Hampton, 3/3/23
Blocks	2 (8x), last vs. Charleston, 1/11/25
Minutes	50, vs. Drexel, 1/30/25

SEASON HIGHS

Points	7, at Quinnipiac, 11/12/26
Rebounds	5, vs. Rhode Island, 11/7/26
FG	2 (2x), last at Wake Forest, 11/17/26
3FG	2, at Quinnipiac, 11/12/26
FT	2, at Princeton, 11/20/26
Assists	3, at Princeton, 11/20/26
Steals	2 (2x), last at Princeton, 11/20/26
Blocks	1 (2x), last at Princeton, 11/20/26
Minutes	36, at St. John's, 11/2/26

2026-27 GAME-BY-GAME

				Total		3-Pointers		Free throws		Rebounds										
Opponent	Date	GS	MIN	FG-FGA	PCT	3FG-3FGA	PCT	FT-FTA	PCT	OFF	DEF	TOT	AVG	PF	A	TO	BLK	STL	PTS	AVG
at St. John's (NY)	11/02/2026		35:53	1-6	.167	1-5	.200	0-0	.000	1	3	4	4.0	2	1	1	1	1	3	3.0
vs Rhode Island	11/07/2026		19:05	0-3	.000	0-1	.000	1-3	.333	2	3	5	4.5	0	0	0	0	1	1	2.0
at Quinnipiac	11/12/2026		30:56	2-8	.250	2-6	.333	1-2	.500	0	3	3	4.0	2	0	1	0	2	7	3.7
at Wake Forest	11/17/2026		27:01	2-5	.400	1-3	.333	0-0	.000	1	3	4	4.0	4	0	0	0	0	5	4.0
at Princeton	11/20/2026		31:37	1-4	.250	0-3	.000	2-2	1.000	0	3	3	3.8	3	3	1	1	2	4	4.0
Totals		**0**	**144:32**	**6-26**	**.231**	**4-18**	**.222**	**4-7**	**.571**	**4**	**15**	**19**	**3.8**	**11**	**4**	**3**	**2**	**6**	**20**	**4.0**

				Field Goals		3-Point		F-Throws		Rebounds									Scoring	
SEASON	TEAM	GP-GS	MIN/AVG	FG-FGA	FG%	3FG-3FGA	3FG%	FT-FTA	FT%	OFF	DEF	TOT	AVG	PF-FO	A	TO	BLK	STL	PTS	AVG
2022-23	MU	33-31	1030/31.2	117-331	.353	62-209	.297	51-71	.718	44	91	135	4.1	73-0	54	61	15	62	347	10.5
2023-24	MU	33-32	1143/34.6	122-296	.412	66-208	.317	42-64	.656	54	159	213	6.5	73-1	72	42	14	42	352	10.7
2024-25	MU	33-33	1190/36.0	95-250	.380	52-165	.315	66-90	.733	55	136	191	5.8	61-0	95	37	10	43	308	9.3
2025-26	MU	31-31	1080/34.8	63-194	.325	41-142	.289	49-75	.653	31	115	146	4.7	64-0	139	83	14	49	216	7.0
2026-27	MU	5-0	145/28.9	6-26	.231	4-18	.222	4-7	.571	4	15	19	3.8	11-0	4	3	2	6	20	4.0
TOTAL		**135-127**	**4587/34.0**	**403-1097**	**.367**	**225-742**	**.303**	**212-307**	**.691**	**188**	**516**	**704**	**5.2**	**282-1**	**364**	**226**	**55**	**202**	**1243**	**9.2**



20 Zubayr Griffin

SOPHOMORE GUARD
6'4 - 195 LBS
BINGHAMTON, NY // BINGHAMTON

Career/Season	
Games played	12/2
Games started	0/0
Double-Figure Scoring Games	0/0
20+ - Point Scoring Games	0/0
Double-Doubles	0/0

CAREER HIGHS

Points	4, vs. Caldwell, 11/4/25
Rebounds	4, vs. Caldwell, 11/4/25
FG	2, vs. Caldwell, 11/4/25
3FG	1 (2x), last vs. Rhode Island, 11/7/26
FT	N/A
Assists	1 (2x), last at Hampton, 1/22/26
Steals	1, vs. Rhode Island, 11/7/26
Blocks	N/A
Minutes	11, vs. Caldwell, 11/4/25

SEASON HIGHS

Points	3, vs. Rhode Island, 11/7/26
Rebounds	1, vs. Rhode Island, 11/7/26
FG	1, vs. Rhode Island, 11/7/26
3FG	1, vs. Rhode Island, 11/7/26
FT	N/A
Assists	N/A
Steals	1, vs. Rhode Island, 11/7/26
Blocks	N/A
Minutes	7, vs. Rhode Island, 11/7/26

2026-27 GAME-BY-GAME

				Total		3-Pointers		Free throws		Rebounds										
Opponent	Date	GS	MIN	FG-FGA	PCT	3FG-3FGA	PCT	FT-FTA	PCT	OFF	DEF	TOT	AVG	PF	A	TO	BLK	STL	PTS	AVG
vs Rhode Island	11/07/2026		06:41	1-1	1.000	1-1	1.000	0-1	.000	0	1	1	1.0	1	0	0	0	1	3	3.0
at Wake Forest	11/17/2026		02:43	0-1	.000	0-1	.000	0-0	.000	0	0	0	0.5	0	0	0	0	0	0	1.5
Totals		**0**	**09:24**	**1-2**	**.500**	**1-2**	**.500**	**0-1**	**.000**	**0**	**1**	**1**	**0.5**	**1**	**0**	**0**	**0**	**1**	**3**	**1.5**

				Field Goals		3-Point		F-Throws		Rebounds									Scoring	
SEASON	TEAM	GP-GS	MIN/AVG	FG-FGA	FG%	3FG-3FGA	3FG%	FT-FTA	FT%	OFF	DEF	TOT	AVG	PF-FO	A	TO	BLK	STL	PTS	AVG
2025-26	MU	10-0	35/3.5	5-10	.500	1-5	.200	0-0	.000	4	3	7	0.7	1-0	2	2	0	0	11	1.1
2026-27	MU	2-0	9/4.7	1-2	.500	1-2	.500	0-1	.000	0	1	1	0.5	1-0	0	0	0	1	3	1.5
TOTAL		**12-0**	**44/3.7**	**6-12**	**.500**	**2-7**	**.286**	**0-1**	**.000**	**4**	**4**	**8**	**0.7**	**2-0**	**2**	**2**	**0**	**1**	**14**	**1.2**



24 Jinup Dobuol

SOPHOMORE GUARD
6'8 - 205 LBS
SAINT CLOUD, MN // PHOENIX PREP // PORTLAND

Career/Season

Games played	26/4
Games started	0/0
Double-Figure Scoring	1/0
20+ - Point Scoring Games	0/0
Double-Doubles	0/0

CAREER HIGHS

Points	12 vs. Ball State, 11/28/25
Rebounds	4 vs UC Santa barbara, 11/9/24
FG	5 vs. Ball state, 11/28/25
3FG	2 (3x), last at Charleston, 2/21/26
FT	1 (2x), last at Georgia Tech (12/6/25)
Assists	2 vs. fairfield, 12/14/25
Steals	1 (3x), last at Hampton, 1/22/26
Blocks	2 vs. campbell, 12/31/25
Minutes	17, at St. John's, 11/2/26

SEASON HIGHS

Points	7, at St. John's, 11/2/26
Rebounds	3, at St. John's, 11/2/26
FG	3, at St. John's, 11/2/26
3FG	1 (2x), last at Wake Forest, 11/17/26
FT	2, vs. Rhode Island, 11/7/26
Assists	1, at Quinnipiac, 11/12/26
Steals	N/A
Blocks	1 (2x), last vs. Rhode Island, 11/7/26
Minutes	17, at St. John's, 11/2/26

* - ALL STATS INCLUDE GAMES PLAYED AT PORTLAND

2026-27 GAME-BY-GAME

				Total		3-Pointers		Free throws		Rebounds									
Opponent	Date	GS	MIN	FG-FGA	PCT	3FG-3FGA	PCT	FT-FTA	PCT	OFF	DEF	TOT	AVG	PF	A	TO	BLK	STL	PTS	AVG
at St. John's (NY)	11/02/2026		17:16	3-6	.500	1-3	.333	0-0	.000	0	3	3	3.0	1	0	3	1	0	7	7.0
vs Rhode Island	11/07/2026		14:00	0-3	.000	0-3	.000	2-2	1.000	0	1	1	2.0	0	0	0	1	0	2	4.5
at Quinnipiac	11/12/2026		02:17	0-1	.000	0-1	.000	0-0	.000	0	0	0	1.3	0	1	0	0	0	0	3.0
at Wake Forest	11/17/2026		06:19	1-1	1.000	1-1	1.000	0-0	.000	0	1	1	1.3	0	0	0	0	0	3	3.0
Totals		**0**	**39:52**	**4-11**	**.364**	**2-8**	**.250**	**2-2**	**1.000**	**0**	**5**	**5**	**1.3**	**1**	**1**	**3**	**2**	**0**	**12**	**3.0**

				Field Goals		3-Point		F-Throws		Rebounds									Scoring	
SEASON	TEAM	GP-GS	MIN/AVG	FG-FGA	FG%	3FG-3FGA	3FG%	FT-FTA	FT%	OFF	DEF	TOT	AVG	PF-FO	A	TO	BLK	STL	PTS	AVG
2024-25	UP	3-0	23/7.6	4-13	.308	2-7	.286	1-3	.333	1	6	7	2.3	1-0	0	1	0	0	11	3.7
2025-26	MU	19-0	116/6.1	23-49	.469	11-25	.440	1-2	.500	6	13	19	1.0	7-0	4	6	7	3	58	3.1
2026-27	MU	4-0	40/10.0	4-11	.364	2-8	.250	2-2	1.000	0	5	5	1.3	1-0	1	3	2	0	12	3.0
TOTAL FOR MU		**23-0**	**156/6.8**	**27-60**	**.450**	**13-33**	**.394**	**3-4**	**.750**	**6**	**18**	**24**	**1.0**	**8-0**	**5**	**9**	**9**	**3**	**70**	**3.0**
TOTAL		**26-0**	**178/6.9**	**31-73**	**.425**	**15-40**	**.375**	**4-7**	**.571**	**7**	**24**	**31**	**1.2**	**9-0**	**5**	**10**	**9**	**3**	**81**	**3.1**



31 Stefan Marjanovic

FRESHMAN FORWARD
7'0 - 235 LBS
SOMBOR, SERBIA// SUNRISE CHRISTIAN ACADEMY

Career/Season

Games played	4/4
Games started	0/0
Double-Figure Scoring	0/0
20+ - Point Scoring Games	0/0
Double-Doubles	0/0

CAREER HIGHS

Points	8, at Wake Forest, 11/17/26
Rebounds	2, at Princeton, 11/20/26
FG	3, at Wake Forest, 11/17/26
3FG	2, at Wake Forest, 11/17/26
FT	2, at Princeton, 11/20/26
Assists	N/A
Steals	1 (2x), last at Wake Forest, 11/17/26
Blocks	N/A
Minutes	12, at Princeton, 11/20/26

SEASON HIGHS

Points	8, at Wake Forest, 11/17/26
Rebounds	2, at Princeton, 11/20/26
FG	3, at Wake Forest, 11/17/26
3FG	2, at Wake Forest, 11/17/26
FT	2, at Princeton, 11/20/26
Assists	N/A
Steals	1 (2x), last at Wake Forest, 11/17/26
Blocks	N/A
Minutes	12, at Princeton, 11/20/26

2026-27 GAME-BY-GAME

				Total		3-Pointers		Free throws		Rebounds									
Opponent	Date	GS	MIN	FG-FGA	PCT	3FG-3FGA	PCT	FT-FTA	PCT	OFF	DEF	TOT	AVG	PF	A	TO	BLK	STL	PTS	AVG
at St. John's (NY)	11/02/2026		02:05	0-1	.000	0-0	.000	0-0	.000	0	0	0	0.0	1	0	1	0	0	0	0.0
vs Rhode Island	11/07/2026		08:13	0-4	.000	0-3	.000	0-0	.000	0	0	0	0.0	2	0	0	0	1	0	0.0
at Wake Forest	11/17/2026		08:55	3-5	.600	2-3	.667	0-0	.000	0	0	0	0.0	0	0	0	0	1	8	2.7
at Princeton	11/20/2026		12:25	1-5	.200	0-2	.000	2-2	1.000	0	2	2	0.5	2	0	0	0	0	4	3.0
Totals		**0**	**31:38**	**4-15**	**.267**	**2-8**	**.250**	**2-2**	**1.000**	**0**	**2**	**2**	**0.5**	**5**	**0**	**1**	**0**	**2**	**12**	**3.0**

				Field Goals		3-Point		F-Throws		Rebounds									Scoring	
SEASON	TEAM	GP-GS	MIN/AVG	FG-FGA	FG%	3FG-3FGA	3FG%	FT-FTA	FT%	OFF	DEF	TOT	AVG	PF-FO	A	TO	BLK	STL	PTS	AVG
2026-27	MU	4-0	32/7.9	4-15	.267	2-8	.250	2-2	1.000	0	2	2	0.5	5-0	0	1	0	2	12	3.0
TOTAL		**4-0**	**32/7.9**	**4-15**	**.267**	**2-8**	**.250**	**2-2**	**1.000**	**0**	**2**	**2**	**0.5**	**5-0**	**0**	**1**	**0**	**2**	**12**	**3.0**



42 Quinn Peters

SENIOR FORWARD
6'6 - 215 LBS
SPRING LAKE HEIGHTS, NJ// MANASQUAN

Career/Season
Games played 31/0
Games started 0/0
Double-Figure Scoring 0/0
20+ - Point Scoring Games 0/0
Double-Doubles 0/0

CAREER HIGHS

Points	3 (2x), last at Towson, 2/22/24
Rebounds	2 at Towson, 2/15/25
FG	1 (2x), last at Towson, 2/22/24
3FG	1 (2x), last at Towson, 2/22/24
FT	2 vs. Caldwell, 11/4/25
Assists	N/A
Steals	1 (2x), last at Lehigh, 12/4/24
Blocks	1 (2x), last vs. Caldwell, 11/4/25
Minutes	7 vs Caldwell, 11/4/25

SEASON HIGHS

Points	
Rebounds	
FG	
3FG	
FT	
Assists	
Steals	
Blocks	
Minutes	

2026-27 GAME-BY-GAME

				Field Goals		3-Point		F-Throws		Rebounds									Scoring	
SEASON	TEAM	GP-GS	MIN/AVG	FG-FGA	FG%	3FG-3FGA	3FG%	FT-FTA	FT%	OFF	DEF	TOT	AVG	PF-FO	A	TO	BLK	STL	PTS	AVG
2023-24	MU	10-0	16/1.6	2-3	.667	2-2	1.000	0-0	.000	0	1	1	0.1	0-0	0	0	0	1	6	0.6
2024-25	MU	12-0	20/1.6	0-1	.000	0-0	.000	0-0	.000	0	5	5	0.4	2-0	0	0	1	1	0	0.0
2025-26	MU	9-0	17/1.9	0-2	.000	0-0	.000	3-6	.500	1	1	2	0.2	0-0	0	0	1	0	3	0.3
TOTAL		**31-0**	**52/1.7**	**2-6**	**.333**	**2-2**	**1.000**	**3-6**	**.500**	**1**	**7**	**8**	**0.3**	**2-0**	**0**	**0**	**2**	**2**	**9**	**0.3**



44 Stephen Osei

JUNIOR FORWARD
6'11 - 230 LBS
TORONTO, ONTARIO, CANADA// MOUNT VERNON // KANSAS STATE

Career/Season
Games played 8/5
Games started 5/5
Double-Figure Scoring 0/0
20+ - Point Scoring Games 0/0
Double-Doubles 0/0

CAREER HIGHS

Points	9, vs. Rhode Island, 11/7/26
Rebounds	4 (2x), last at Wake Forest, 11/17/26
FG	4, vs. Rhode Island, 11/7/26
3FG	N/A
FT	1, vs. Rhode Island, 11/7/26
Assists	N/A
Steals	1, at St. John's, 11/2/26
Blocks	2 (2x), last at Quinnipiac, 11/12/26
Minutes	23, vs. Rhode Island, 11/7/26

SEASON HIGHS

Points	9, vs. Rhode Island, 11/7/26
Rebounds	4 (2x), last at Wake Forest, 11/17/26
FG	4, vs. Rhode Island, 11/7/26
3FG	N/A
FT	1, vs. Rhode Island, 11/7/26
Assists	N/A
Steals	1, at St. John's, 11/2/26
Blocks	2 (2x), last at Quinnipiac, 11/12/26
Minutes	23, vs. Rhode Island, 11/7/26

* - ALL STATS INCLUDE GAMES PLAYED AT KANSAS STATE

2026-27 GAME-BY-GAME

				Total		3-Pointers		Free throws		Rebounds										
Opponent	Date	GS	MIN	FG-FGA	PCT	3FG-3FGA	PCT	FT-FTA	PCT	OFF	DEF	TOT	AVG	PF	A	TO	BLK	STL	PTS	AVG
at St. John's (NY)	11/02/2026	*	15:33	2-3	.667	0-0	.000	0-2	.000	1	3	4	4.0	1	0	1	0	1	4	4.0
vs Rhode Island	11/07/2026	*	22:47	4-6	.667	0-0	.000	1-2	.500	2	1	3	3.5	3	0	1	2	0	9	6.5
at Quinnipiac	11/12/2026	*	07:14	3-3	1.000	0-0	.000	0-0	.000	0	0	0	2.3	4	0	0	2	0	6	6.3
at Wake Forest	11/17/2026	*	14:31	2-4	.500	0-0	.000	0-0	.000	2	2	4	2.8	3	0	0	0	0	4	5.8
at Princeton	11/20/2026	*	10:14	2-2	1.000	0-0	.000	0-0	.000	0	2	2	2.6	2	0	1	0	0	4	5.4
Totals		**5**	**70:19**	**13-18**	**.722**	**0-0**	**.000**	**1-4**	**.250**	**5**	**8**	**13**	**2.6**	**13**	**0**	**3**	**4**	**1**	**27**	**5.4**

				Field Goals		3-Point		F-Throws		Rebounds									Scoring	
SEASON	TEAM	GP-GS	MIN/AVG	FG-FGA	FG%	3FG-3FGA	3FG%	FT-FTA	FT%	OFF	DEF	TOT	AVG	PF-FO	A	TO	BLK	STL	PTS	AVG
2025-26	KState	3-0	9/2.9	1-3	.333	0-0	.000	0-0	.000	2	1	3	1.0	1-0	0	3	0	0	2	0.7
2026-27	MU	5-5	70/14.1	13-18	.722	0-0	.000	1-4	.250	5	8	13	2.6	13-0	0	3	4	1	27	5.4
TOTAL FOR MU		**5-5**	**70/14.1**	**13-18**	**.722**	**0-0**	**.000**	**1-4**	**.250**	**5**	**8**	**13**	**2.6**	**13-0**	**0**	**3**	**4**	**1**	**27**	**5.4**
TOTAL		**8-5**	**79/9.9**	**14-21**	**.667**	**0-0**	**.000**	**1-4**	**.250**	**7**	**9**	**16**	**2.0**	**14-0**	**0**	**6**	**4**	**1**	**29**	**3.6**

2026-27 Monmouth Men's Basketball
Combined Team Statistics
All games

as of Nov 21, 2026

Game Records

Record	Overall	Home	Away	Neutral
ALL GAMES	1-4	0-0	1-3	0-1
CONFERENCE	0-0	0-0	0-0	0-0
NON-CONFERENCE	1-4	0-0	1-3	0-1

Score by Periods

Team	1st	2nd	OT	TOT
Monmouth	152	191	0	343
Opponents	192	196	0	388

Team Box Score

No.	Player				Total		3-Point		F-Throw		Rebounds											
		GP-GS	MIN	AVG	FG-FGA	FG%	3FG-3FGA	3FG%	FT-FTA	FT%	OFF	DEF	TOT	AVG	PF	DQ	A	TO	BLK	STL	PTS	AVG
11	DURR, Madison	5-3	128:40	25.7	18-36	.500	5-13	.385	25-30	.833	0	2	2	0.4	10	0	6	3	0	2	66	13.2
1	WALKER, Ashton	5-5	136:09	27.2	27-58	.466	5-13	.385	6-11	.545	9	16	25	5.0	14	1	10	12	0	6	65	13.0
10	SPARTALIS, Stefanos	5-5	157:34	31.5	24-54	.444	3-7	.429	9-12	.750	15	34	49	9.8	16	0	9	10	2	4	60	12.0
2	SANDERS, Jakai	5-5	109:36	21.9	12-31	.387	4-11	.364	8-12	.667	1	9	10	2.0	6	0	12	13	1	1	36	7.2
3	BROOKS JR, Torrey	4-0	78:32	19.6	9-25	.360	2-7	.286	5-6	.833	1	5	6	1.5	5	0	10	5	0	5	25	6.3
44	OSEI, Stephen	5-5	70:19	14.1	13-18	.722	0-0	.000	1-4	.250	5	8	13	2.6	13	0	0	3	4	1	27	5.4
13	COLLINS, Jack	5-0	144:32	28.9	6-26	.231	4-18	.222	4-7	.571	4	15	19	3.8	11	0	4	3	2	6	20	4.0
24	DOBUOL, Jinup	4-0	39:52	10.0	4-11	.364	2-8	.250	2-2	1.000	0	5	5	1.3	1	0	1	3	2	0	12	3.0
31	MARJANOVIC, Stefan	4-0	31:38	7.9	4-15	.267	2-8	.250	2-2	1.000	0	2	2	0.5	5	0	0	1	0	2	12	3.0
8	HARVEY, O'Marion	5-0	62:54	12.6	3-7	.429	1-4	.250	4-5	.800	3	9	12	2.4	9	0	2	2	4	3	11	2.2
0	WALKER, Lureon	3-2	28:53	9.6	3-7	.429	0-1	.000	0-0	.000	3	2	5	1.7	4	0	4	1	0	1	6	2.0
20	GRIFFIN, Zubayr	2-0	09:24	4.7	1-2	.500	1-2	.500	0-1	.000	0	1	1	0.5	1	0	0	0	0	1	3	1.5
5	PERRY, Dylan	1-0	01:56	1.9	0-0	.000	0-0	.000	0-0	.000	0	0	0	0.0	1	0	0	0	0	0	0	0.0
Team												8	8					3				
Total		**5**	**1000**		**124-290**	**.428**	**29-92**	**.315**	**66-92**	**.717**	**41**	**116**	**157**	**31.4**	**96**	**1**	**58**	**59**	**15**	**32**	**343**	**68.6**
Opponents		**5**	**1000**		**136-304**	**.447**	**31-96**	**.323**	**85-117**	**.726**	**57**	**125**	**182**	**36.4**	**86**	**1**	**47**	**55**	**12**	**35**	**388**	**77.6**

Team Statistics

	MU	OPP
Scoring	**343**	**388**
Points per game	68.6	77.6
Scoring margin	-9.0	-
Field goals-att	**124-290**	**136-304**
Field goal pct	.428	.447
3 point fg-att	**29-92**	**31-96**
3-point FG pct	.315	.323
3-pt FG made per game	5.8	6.2
Free throws-att	**66-92**	**85-117**
Free throw pct	.717	.726
F-Throws made per game	13.2	17.0
Rebounds	**157**	**182**
Rebounds per game	31.4	36.4
Rebounding margin	-5.0	-
Assists	**58**	**47**
Assists per game	11.6	9.4
Turnovers	**59**	**55**
Turnovers per game	11.8	11.0
Turnover margin	-0.8	-
Assist/turnover ratio	1.0	0.9
Steals	**32**	**35**
Steals per game	6.4	7.0
Blocks	**15**	**12**
Blocks per game	3.0	2.4
Winning streak	**0**	**-**
Home win streak	0	-
Attendance	**0**	**13798**
Home games-Avg/Game	0-0	4-3450
Neutral site-Avg/Game	-	1-0

Team Results

Date	Opponent		Score	Att.
11/02/2026	at St. John's (NY)	L	63-78	5260
11/07/2026	vs Rhode Island	L	66-84	0
11/12/2026	at Quinnipiac	W	74-70	1215
11/17/2026	at Wake Forest	L	76-81	6203
11/20/2026	at Princeton	L	64-75	1120

2026-27 Box Scores

Game 1 - St. John's - Nov. 2

Official Basketball Box Score - Final
Monmouth at St. John's (NY)
11/02/26 Carnesecca Arena, Queens, N.Y.
2026-27 Men's Basketball

Game Time: 6:30 PM
Game Duration: 2:07
Attendance: 5,260

Officials: Brian O'Connell, Mike Nardone, Edward Corbett Jr

Monmouth - 63 Record: 0-1

NO.	Name		Min	FG M-A	3P M-A	FT M-A	Rebounds OR	DR	TOT	Fouls PF	FD	TP	AS	TO	ST	Blocks BS	BA	+/-
10	Stefanos Spartalis	F	31:50	3-8	0-1	0-0	1	4	5	4	1	6	2	1	1	2	0	-6
0	Lureon Walker	G	11:03	0-2	0-0	0-0	1	1	2	3	0	0	3	0	0	0	0	-12
1	Ashton Walker	G	26:54	5-12	1-3	0-0	0	3	3	3	1	11	2	2	2	0	1	-14
2	Jakai Sanders	G	26:52	5-7	4-5	3-5	1	4	5	1	5	17	2	7	1	0	0	-17
44	Stephen Osei		15:33	2-3	0-0	0-2	1	3	4	1	1	4	0	1	1	0	1	-17
8	O'Marion Harvey		06:19	0-0	0-0	0-0	0	1	1	1	1	0	0	0	0	1	0	-2
11	Madison Durr		26:15	5-11	1-3	4-7	0	1	1	2	6	15	2	1	0	0	0	3
13	Jack Collins		35:53	1-6	1-5	0-0	1	3	4	2	1	3	1	1	1	1	0	-3
31	Stefan Marjanovic		02:05	0-1	0-0	0-0	0	0	0	1	0	0	0	1	0	0	1	-3
24	Jinup Dobuol		17:16	3-6	1-3	0-0	0	3	3	1	0	7	0	3	0	1	0	-4
Team							0	3	3	0		0		1				
Totals				24-56	8-20	7-14	5	26	31	19	16	63	12	18	6	5	3	-15

Major Fouls: NONE

Shooting By Period		
1st FG%	12-29	41.4%
3PT%	3-8	37.5%
FT%	2-5	40%
2nd FG%	12-27	44.4%
3PT%	5-12	41.7%
FT%	5-9	55.6%
GM FG%	24-56	42.9%
3PT%	8-20	40.0%
FT%	7-14	50.0%

Dead Ball Rebounds: 5, 0

St. John's (NY) - 78 Record: 1-0

NO.	Name		Min	FG M-A	3P M-A	FT M-A	Rebounds OR	DR	TOT	Fouls PF	FD	TP	AS	TO	ST	Blocks BS	BA	+/-
8	Zsombor Maronka	F	14:11	0-2	0-2	0-1	0	2	2	2	1	0	2	1	1	2	0	6
17	Rubén Prey	F	25:19	0-5	0-1	2-2	3	1	4	1	1	2	1	3	1	0	2	16
4	Quinn Ellis	G	33:53	3-5	0-2	2-3	0	5	5	1	5	8	7	1	5	0	0	18
7	Keyshawn Hall	G	32:49	9-16	1-3	7-7	3	6	9	1	5	26	2	3	2	0	0	16
11	Ian Jackson	G	21:53	6-12	3-5	0-0	0	2	2	5	0	15	0	2	1	0	0	12
24	Tounde Yessoufou		22:27	3-8	1-4	5-6	1	4	5	1	3	12	2	1	2	1	0	3
31	Lefteris Liotopoulos		19:02	1-6	1-3	0-0	0	1	1	1	0	3	0	0	1	0	2	7
0	Babacar Sane		09:42	2-5	0-0	1-2	1	1	2	0	2	5	0	0	0	0	1	-1
13	Reed Bailey		15:32	1-2	0-0	3-4	2	3	5	4	2	5	0	1	1	0	0	5
5	Kyle Cuffe Jr.		02:48	0-0	0-0	0-0	0	0	0	0	0	0	1	0	0	0	0	-6
6	Casper Pohto		02:24	1-1	0-0	0-0	0	0	0	0	0	2	0	0	0	0	0	-1
Team							2	3	5	0		0		1				
Totals				26-62	6-20	20-25	12	28	40	16	19	78	15	13	14	3	5	15

Major Fouls: NONE

Shooting By Period		
1st FG%	14-35	40.0%
3PT%	2-9	22.2%
FT%	15-17	88.2%
2nd FG%	12-27	44.4%
3PT%	4-11	36.4%
FT%	5-8	62.5%
GM FG%	26-62	41.9%
3PT%	6-20	30.0%
FT%	20-25	80.0%

Dead Ball Rebounds: 3, 1

	MON	SJU
Biggest lead	2 (1st 19:39)	21 (2nd 2:12)
Best Scoring Run	6 (2nd 1:04)	11 (1st 15:41)
Lead Changes	1	
Times Tied	1	
Time with Lead	00:17	39:22

Points from	MON	SJU
Turnovers	14	21
Paint	28	38
Second Chance	6	16
Fast Breaks	4	16
Bench	25	27

Period by Period Scoring	1st	2nd	TOT
MON	29	34	63
SJU	45	33	78

Game 2 - Rhode Island - Nov. 7

Official Basketball Box Score - Final
Monmouth at Rhode Island
11/07/26 Mohegan Sun Arena, Uncasville
2026-27 Men's Basketball

Game Time: 4:00 PM
Game Duration: 2:02

Officials: Mark Schnur, Garrick Shannon, Jason Bradwell

Monmouth - 66 Record: 0-2

NO.	Name		Min	FG M-A	3P M-A	FT M-A	Rebounds OR	DR	TOT	Fouls PF	FD	TP	AS	TO	ST	Blocks BS	BA	+/-
10	Stefanos Spartalis	F	31:25	6-13	0-2	1-2	2	11	13	2	2	13	2	4	0	0	0	-11
44	Stephen Osei	F	22:47	4-6	0-0	1-2	2	1	3	3	1	9	0	1	0	2	0	-9
0	Lureon Walker	G	08:51	3-3	0-0	0-0	1	0	1	0	1	6	1	1	1	0	0	-4
1	Ashton Walker	G	20:41	3-5	1-2	0-0	0	2	2	0	1	7	0	1	0	0	0	-12
2	Jakai Sanders	G	19:17	3-6	0-2	1-1	0	1	1	2	1	7	3	2	0	0	0	-11
31	Stefan Marjanovic		08:13	0-4	0-3	0-0	0	0	0	2	1	0	0	0	1	0	0	-1
3	Torrey Brooks Jr		17:23	2-8	0-2	0-0	0	1	1	2	1	4	2	2	2	0	1	-4
8	O'Marion Harvey		09:19	1-2	1-1	0-0	0	1	1	2	1	3	1	1	0	0	0	-8
13	Jack Collins		19:05	0-3	0-1	1-3	2	3	5	0	2	1	0	0	1	0	0	-16
11	Madison Durr		22:18	2-4	1-2	6-7	0	0	0	1	5	11	2	0	0	0	0	-13
24	Jinup Dobuol		14:00	0-3	0-3	2-2	0	1	1	0	1	2	0	0	0	1	0	-3
20	Zubayr Griffin		06:41	1-1	1-1	0-1	0	1	1	1	1	3	0	0	1	0	0	2
Team							0	2	2	0		0		1				
Totals				25-58	4-19	12-18	7	24	31	15	18	66	11	13	6	3	1	-18

Major Fouls: NONE

Shooting By Period		
1st FG%	9-27	33.3%
3PT%	0-9	0.0%
FT%	4-7	57.1%
2nd FG%	16-31	51.6%
3PT%	4-10	40.0%
FT%	8-11	72.7%
GM FG%	25-58	43.1%
3PT%	4-19	21.1%
FT%	12-18	66.7%

Dead Ball Rebounds: 5, 0

Rhode Island - 84 Record: 2-0

NO.	Name		Min	FG M-A	3P M-A	FT M-A	Rebounds OR	DR	TOT	Fouls PF	FD	TP	AS	TO	ST	Blocks BS	BA	+/-
44	Matas Deniusas	F	28:19	5-9	1-4	4-5	2	5	7	3	4	15	0	2	0	0	0	18
0	Jahmere Tripp	G	23:08	5-11	2-5	1-4	2	4	6	4	2	13	1	1	1	1	1	10
1	Jason Fontenet II	G	32:24	6-11	3-5	0-0	1	8	9	3	0	15	2	2	1	0	0	11
4	Dylan Williamson	G	31:04	4-9	1-3	2-2	0	2	2	1	2	11	3	2	4	0	1	13
5	Jonah Hinton	G	35:00	5-12	4-8	0-0	0	3	3	2	2	14	2	1	0	0	0	13
9	Nedas Raupelis		23:15	4-7	0-0	3-4	4	0	4	1	2	11	1	0	0	0	1	3
7	Jalen Harper		09:16	1-1	0-0	1-2	1	1	2	3	1	3	0	1	0	0	0	9
2	Jaen Chatman		08:56	1-3	0-1	0-0	1	1	2	0	1	2	2	0	1	0	0	5
10	Barrett Loer		03:20	0-1	0-1	0-0	0	0	0	0	1	0	0	0	0	0	0	3
35	Mouhamed Sow		04:10	0-1	0-0	0-0	0	0	0	1	0	0	0	0	1	0	0	3
11	Javon Perry		01:08	0-0	0-0	0-0	0	0	0	0	0	0	0	0	0	0	0	2
Team							1	3	4	0		0		0				
Totals				31-65	11-27	11-17	12	27	39	18	15	84	11	10	8	1	3	18

Major Fouls: NONE

Shooting By Period		
1st FG%	13-33	39.4%
3PT%	5-17	29.4%
FT%	5-9	55.6%
2nd FG%	18-32	56.3%
3PT%	6-10	60.0%
FT%	6-8	75%
GM FG%	31-65	47.7%
3PT%	11-27	40.7%
FT%	11-17	64.7%

Dead Ball Rebounds: 4, 0

	MON	URI
Biggest lead	2 (1st 19:26)	21 (2nd 3:44)
Best Scoring Run	10 (2nd 9:02)	7 (2nd 16:36)
Lead Changes	1	
Times Tied	1	
Time with Lead	00:21	38:31

Points from	MON	URI
Turnovers	9	10
Paint	34	36
Second Chance	7	17
Fast Breaks	5	13
Bench	24	16

Period by Period Scoring	1st	2nd	TOT
MON	22	44	66
URI	36	48	84

Game 3 - Quinnipiac - Nov. 12

Official Basketball Box Score - Final
Monmouth at Quinnipiac
11/12/26 M&T Bank Arena, Hamden
2026-27 Men's Basketball

Game Time: 7:00 PM
Game Duration: 2:00
Attendance: 1,215

Officials: John Gaffney, Nathan Farrell, Mike Palau

Monmouth - 74 Record: 1-2

NO.	Name		Min	FG M-A	3P M-A	FT M-A	Rebounds OR	DR	TOT	Fouls PF	FD	TP	AS	TO	ST	Blocks BS	BA	+/-
10	Stefanos Spartalis	F	35:51	8-18	0-0	4-4	9	5	14	3	3	20	1	1	0	0	2	7
44	Stephen Osei	F	07:14	3-3	0-0	0-0	0	0	0	4	0	6	0	0	0	2	0	-1
1	Ashton Walker	G	30:52	6-13	2-4	0-1	2	4	6	3	2	14	2	3	1	0	0	2
2	Jakai Sanders	G	23:22	2-9	0-2	3-4	0	4	4	2	2	7	5	1	0	0	0	1
11	Madison Durr	G	22:27	1-2	1-2	2-2	0	0	0	3	1	5	0	0	1	0	1	4
8	O'Marion Harvey		18:40	0-2	0-2	2-2	1	2	3	1	2	2	0	0	1	1	0	7
3	Torrey Brooks Jr		28:21	4-10	1-3	4-4	1	3	4	0	2	13	4	0	3	0	0	-2
13	Jack Collins		30:56	2-8	2-6	1-2	0	3	3	2	1	7	0	1	2	0	1	0
24	Jinup Dobuol		02:17	0-1	0-1	0-0	0	0	0	0	0	0	1	0	0	0	0	2
Team							0	0	0	0		0		0				
Totals				26-66	6-20	16-19	13	21	34	18	13	74	13	6	8	3	4	4

Major Fouls: Spartalis (TF) 2nd 17:38 Walker (TF) 2nd 9:46

Shooting By Period		
1st FG%	12-37	32.4%
3PT%	4-12	33.3%
FT%	8-8	100%
2nd FG%	14-29	48.3%
3PT%	2-8	25.0%
FT%	8-11	72.7%
GM FG%	26-66	39.4%
3PT%	6-20	30.0%
FT%	16-19	84.2%

Dead Ball Rebounds: 2, 5

Quinnipiac - 70 Record: 2-2

NO.	Name		Min	FG M-A	3P M-A	FT M-A	Rebounds OR	DR	TOT	Fouls PF	FD	TP	AS	TO	ST	Blocks BS	BA	+/-
3	Nas Hart	F	38:26	5-7	0-0	0-0	5	9	14	3	1	10	0	1	0	1	1	-1
11	Ali Diouf	F	13:42	4-6	1-3	0-0	0	1	1	2	1	9	0	2	0	0	1	-6
21	Keith McKnight	F	35:07	3-10	0-0	1-3	2	4	6	1	3	7	0	3	1	1	0	-4
0	Lucas Sekasi	G	38:14	6-16	0-2	5-5	1	4	5	1	3	17	4	0	0	0	1	-7
5	Tayeshawn Cunningham-Pemberton	G	28:16	6-12	2-5	4-6	0	0	0	4	2	18	1	1	2	0	0	-4
12	Holden Pierre-Louis		06:19	0-0	0-0	0-0	0	1	1	2	0	0	0	0	0	1	0	8
4	Tai Turnage		23:00	2-7	0-3	5-5	0	2	2	2	6	9	4	1	0	1	0	-7
17	Nedas Cholevinskas		12:08	0-3	0-2	0-0	0	2	2	0	0	0	0	2	0	0	0	0
24	Michael Parrotta		04:48	0-0	0-0	0-0	1	1	2	0	0	0	0	0	0	0	0	1
Team							0	0	0	0		0		1				
Totals				26-61	3-15	15-19	9	24	33	15	16	70	9	11	3	4	3	-4

Major Fouls: Cunningham-Pemberton (TF) 1st 3:20 McKnight (TF) 2nd 9:46

Shooting By Period		
1st FG%	14-31	45.2%
3PT%	3-10	30.0%
FT%	6-8	75%
2nd FG%	12-30	40.0%
3PT%	0-5	0.0%
FT%	9-11	81.8%
GM FG%	26-61	42.6%
3PT%	3-15	20.0%
FT%	15-19	78.9%

Dead Ball Rebounds: 4, 4

	MON	QUI
Biggest lead	9 (2nd 10:57)	9 (1st 6:27)
Best Scoring Run	12 (2nd 17:39)	8 (1st 12:45)
Lead Changes	2	
Times Tied	4	
Time with Lead	20:59	16:00

Points from	MON	QUI
Turnovers	11	8
Paint	38	42
Second Chance	12	5
Fast Breaks	11	17
Bench	22	9

Period by Period Scoring	1st	2nd	TOT
MON	36	38	74
QUI	37	33	70

Game 4 - Wake Forest - Nov. 17

Official Basketball Box Score - Final
Monmouth at Wake Forest
11/17/26 LJVM Coliseum, Winston-Salem
2026-27 Men's Basketball

Game Time: 7:00 PM
Game Duration: 2:16
Attendance: 6,203

Officials: Lamar Simpson, Trey Styons, Evon Burroughs

Monmouth - 76 Record: 1-3

NO.	Name		Min	FG M-A	3P M-A	FT M-A	Rebounds OR	DR	TOT	Fouls PF	FD	TP	AS	TO	ST	Blocks BS	BA	+/-
10	Stefanos Spartalis	F	27:06	5-8	3-4	4-6	1	5	6	4	4	17	0	3	0	0	1	-8
44	Stephen Osei	F	14:31	2-4	0-0	0-0	2	2	4	3	0	4	0	0	0	0	0	-3
1	Ashton Walker	G	22:43	3-11	0-1	0-0	3	0	3	5	2	6	5	2	1	0	0	3
2	Jakai Sanders	G	26:03	2-5	0-0	1-2	0	0	0	1	1	5	2	3	0	0	1	-15
11	Madison Durr	G	29:47	6-11	1-2	8-8	0	0	0	3	6	21	2	1	1	0	0	0
8	O'Marion Harvey		23:17	2-3	0-1	2-3	2	4	6	3	4	6	1	0	2	2	0	1
3	Torrey Brooks Jr		11:35	0-1	0-0	1-2	0	0	0	3	1	1	2	1	0	0	0	-4
13	Jack Collins		27:02	2-5	1-3	0-0	1	3	4	4	0	5	0	0	0	0	0	-5
20	Zubayr Griffin		02:43	0-1	0-1	0-0	0	0	0	0	0	0	0	0	0	0	0	-4
24	Jinup Dobuol		06:19	1-1	1-1	0-0	0	1	1	0	1	3	0	0	0	0	0	1
31	Stefan Marjanovic		08:55	3-5	2-3	0-0	0	0	0	0	0	8	0	0	1	0	0	9
Team							0	2	2	0		0		0				
Totals				26-55	8-16	16-21	9	17	26	26	19	76	12	10	5	2	2	-5

Major Fouls: NONE

Shooting By Period		
1st FG%	13-27	48.1%
3PT%	5-11	45.5%
FT%	2-3	66.7%
2nd FG%	13-28	46.4%
3PT%	3-5	60.0%
FT%	14-18	77.8%
GM FG%	26-55	47.3%
3PT%	8-16	50.0%
FT%	16-21	76.2%

Dead Ball Rebounds: 3, 2

Wake Forest - 81 Record: 4-1

NO.	Name		Min	FG M-A	3P M-A	FT M-A	Rebounds OR	DR	TOT	Fouls PF	FD	TP	AS	TO	ST	Blocks BS	BA	+/-
4	Gavin Placide	F	38:32	7-11	0-0	8-11	3	7	10	3	7	22	0	3	1	1	0	4
77	Antonio Dorn	C	04:26	0-1	0-0	2-2	1	0	1	0	1	2	0	0	0	0	0	0
1	Justin Ray	G	26:02	2-7	1-3	2-2	1	2	3	4	2	7	1	1	1	0	0	6
11	Jamari McDowell	G	22:01	2-5	0-2	1-3	0	1	1	2	2	5	1	0	0	0	0	-8
55	Kevair Kennedy	G	35:20	7-13	0-0	9-10	1	2	3	3	6	23	2	3	1	0	1	1
7	Isaac Carr		33:12	4-10	1-5	2-2	0	1	1	3	3	11	1	0	0	0	0	11
10	Justin Abson		08:09	0-2	0-0	1-2	0	5	5	1	1	1	0	2	0	1	0	-4
6	Lukas Bojovic		03:25	0-0	0-0	1-2	0	1	1	0	2	1	1	0	0	0	0	5
0	Gallagher Placide		20:12	4-6	0-0	0-1	5	0	5	2	1	8	0	1	0	0	1	15
17	Xander Pintelon		04:36	0-1	0-1	1-2	1	0	1	1	1	1	0	0	0	0	0	3
8	Ring Nyeri		04:05	0-1	0-1	0-0	0	0	0	0	0	0	0	0	0	0	0	-8
Team							3	3	6	0		0		0				
Totals				26-57	2-12	27-37	15	22	37	19	26	81	6	10	3	2	2	5

Major Fouls: NONE

Shooting By Period		
1st FG%	13-34	38.2%
3PT%	2-9	22.2%
FT%	9-14	64.3%
2nd FG%	13-23	56.5%
3PT%	0-3	0.0%
FT%	18-23	78.3%
GM FG%	26-57	45.6%
3PT%	2-12	16.7%
FT%	27-37	73.0%

Dead Ball Rebounds: 7, 0

	MON	WFU
Biggest lead	8 (2nd 9:53)	7 (1st 6:12)
Best Scoring Run	6 (1st 2:27)	7 (2nd 2:44)
Lead Changes	12	
Times Tied	12	
Time with Lead	12:17	22:04

Points from	MON	WFU
Turnovers	15	16
Paint	26	46
Second Chance	11	13
Fast Breaks	8	10
Bench	23	22

Period by Period Scoring	1st	2nd	TOT
MON	33	43	76
WFU	37	44	81

2026-27 Box Scores

Game 5 - Princeton - Nov. 20

Official Basketball Box Score - Final

Monmouth at Princeton

11/20/26 Jadwin Gymnasium, Princeton

2026-27 Men's Basketball

Game Time: 7:00 PM
Game Duration: 1:55
Attendance: 1,120

Officials: Vasili Mallios, Michael Luckie, Jason Bradwell

Monmouth - 64 **Record: 1-4**

NO.	Name		Min	FG M-A	3P M-A	FT M-A	Rebounds OR	DR	TOT	Fouls PF	FD	TP	AS	TO	ST	Blocks BS	BA	+/-
10	Stefanos Spartalis	F	31:22	2-7	0-0	0-0	2	9	11	3	0	4	4	1	3	0	1	-12
44	Stephen Osei	F	10:14	2-2	0-0	0-0	0	2	2	2	0	4	0	1	0	0	0	-8
1	Ashton Walker	G	34:59	10-17	1-3	6-10	4	7	11	3	7	27	1	4	2	0	0	-11
2	Jakai Sanders	G	14:02	0-4	0-2	0-0	0	0	0	0	1	0	0	0	0	1	0	-17
11	Madison Durr	G	27:54	4-8	1-4	5-6	0	1	1	1	4	14	0	1	0	0	0	-11
31	Stefan Marjanovic		12:25	1-5	0-2	2-2	0	2	2	2	1	4	0	0	0	0	1	5
3	Torrey Brooks Jr		21:13	3-6	1-2	0-0	0	1	1	0	1	7	2	2	0	0	0	9
13	Jack Collins		31:37	1-4	0-3	2-2	0	3	3	3	4	4	3	1	2	1	0	-4
8	O'Marion Harvey		05:19	0-0	0-0	0-0	0	1	1	2	0	0	0	1	0	0	0	-3
0	Lureon Walker		08:59	0-2	0-1	0-0	1	1	2	1	0	0	0	0	0	0	0	-4
5	Dylan Perry		01:56	0-0	0-0	0-0	0	0	0	1	0	0	0	0	0	0	0	1
Team							0	1	1	0		0		1				
Totals				23-55	3-17	15-20	7	28	35	18	18	64	10	12	7	2	2	-11

Major Fouls: NONE

Shooting By Period		
1st FG%	11-27	40.7%
3PT%	1-9	11.1%
FT%	9-12	75%
2nd FG%	12-28	42.9%
3PT%	2-8	25.0%
FT%	6-8	75%
GM FG%	23-55	41.8%
3PT%	3-17	17.6%
FT%	15-20	75.0%

Dead Ball Rebounds: 5, 0

Princeton - 75 **Record: 4-2**

NO.	Name		Min	FG M-A	3P M-A	FT M-A	Rebounds OR	DR	TOT	Fouls PF	FD	TP	AS	TO	ST	Blocks BS	BA	+/-
7	Malik Abdullahi	F	19:38	3-7	0-0	2-3	0	4	4	3	2	8	0	2	2	0	0	14
12	Jacob Huggins	F	26:10	3-10	1-3	0-1	2	6	8	0	2	7	0	0	0	2	0	11
21	Jack Stanton	G	27:55	4-5	3-4	2-2	0	1	1	3	3	13	3	0	0	0	0	13
30	Christopher Kirkpatrick	G	31:16	8-15	1-3	5-7	1	3	4	1	6	22	0	1	3	0	0	11
33	Jackson Hicke	G	34:19	7-12	3-4	2-4	4	3	7	3	3	19	0	2	1	0	2	14
4	CJ Happy		07:56	0-2	0-1	1-2	0	0	0	1	1	1	1	0	0	0	0	2
0	Louis OKeefe		09:02	0-1	0-1	0-0	0	1	1	3	0	0	0	2	0	0	0	-5
8	Landon Clark		26:57	1-3	1-3	0-0	0	2	2	3	1	3	2	0	1	0	0	-4
5	Ethan Sabec		11:05	1-4	0-3	0-0	1	2	3	1	0	2	0	2	0	0	0	-3
2	Peyton Seals		05:42	0-0	0-0	0-0	0	0	0	0	0	0	0	0	0	0	0	2
Team							1	2	3	0		0		2				
Totals				27-59	9-22	12-19	9	24	33	18	18	75	6	11	7	2	2	11

Major Fouls: NONE

Shooting By Period		
1st FG%	13-35	37.1%
3PT%	6-13	46.2%
FT%	5-7	71.4%
2nd FG%	14-24	58.3%
3PT%	3-9	33.3%
FT%	7-12	58.3%
GM FG%	27-59	45.8%
3PT%	9-22	40.9%
FT%	12-19	63.2%

Dead Ball Rebounds: 2, 1

	MON	PRI
Biggest lead	3 (1st 9:46)	12 (2nd 13:56)
Best Scoring Run	7 (1st 13:50)	6 (1st 16:06)
Lead Changes	6	
Times Tied	1	
Time with Lead	03:30	34:27

Points from	MON	PRI
Turnovers	8	14
Paint	34	28
Second Chance	8	6
Fast Breaks	13	6
Bench	15	6

Period by Period Scoring	1st	2nd	TOT
MON	32	32	64
PRI	37	38	75

2026-27 Monmouth Basketball



Lo Walker
R-Sr. | G | 6-4 | 190
Durham, NC



Ashton Walker
So. | G | 6-5 | 190
Virginia Beach, VA



Jakai Sanders
Jr. | G | 6-3 | 205
Brooklyn, NY



Torrey Brooks Jr.
Fr. | G | 6-1 | 165
Sicklerville, NJ



Jebron Harris
Fr. | G | 6-4 | 210
North Brunswick, NJ



Dylan Perry
Fr. | F | 6-7 | 205
Bergenfield, NJ



O'Marion Harvey
So. | F | 6-8 | 205
Houston, TX



Lucas Orchard
Jr. | G | 6-4 | 195
Wayne, PA



Stefanos Spartalis
So. | F | 6-9 | 230
Chios, Greece



Madison Durr
Gr. | G | 6-5 | 195
Atlanta, GA



Jack Collins
Gr. | G | 6-5 | 205
Manasquan, NJ



Zubayr Griffin
So. | G | 6-4 | 195
Binghamton, NY



Jinup Dobuol
Jr. | G | 6-8 | 208
Saint Cloud, MN



Stefan Marjanovic
Fr. | F | 7-0 | 235
Sombor, Serbia



Quinn Peters
Sr. | F | 6-6 | 210
Spring Lake Hts., NJ



Stephen Osei
Jr. | F | 6-11 | 230
Toronto, Ontario, Canada



King Rice
Head Coach
16th season



Rick Callahan
General Manager
16th season



Brian Reese
Assistant Coach
5th season



Shammond Williams
Assistant Coach
1st season



Micah Seaborn
Assistant Coach
4th season



Justin Dempsey
Assistant Coach
2nd season



Chris Schifano
Dir. of Operations
5th season